RECEIVED
Town of Frisco
Building Department
Date 8-3-00
Plan Review #: 00-087

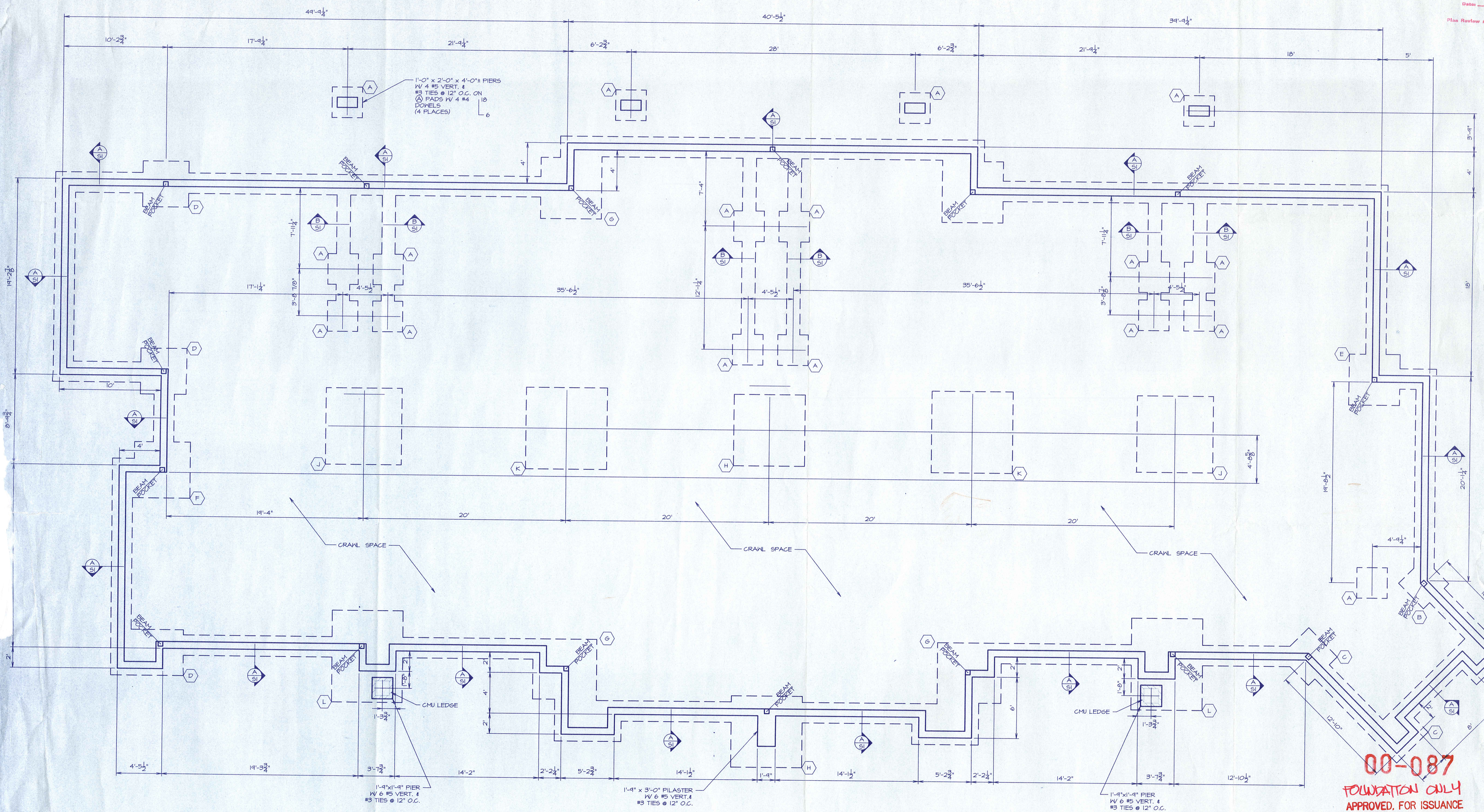

FOUNDATION PLAN

1/4" = 1'-0"

NOTE:

ELEVATION 100'-0" = U.S.G.S. DATUM 9042.1' ELEVATION
ALL EXTERIOR WALL FOOTINGS ARE 10" x 24" TYPICAL UNLESS NOTED OTHERWISE
INDICATES A STEP IN THE FOOTING
TOP OF WALL ELEVATION = 99'-4⅝" TYPICAL THROUGHOUT.
TOP OF FOOTING ELEVATION = 96'-0" TYPICAL THROUGHOUT.
ALL FOOTINGS TO BEAR ON UNDISTURBED NATURAL GRANULAR SOILS.

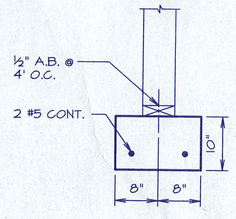

SECTION B

SCALE: 3/4" = 1'-0"

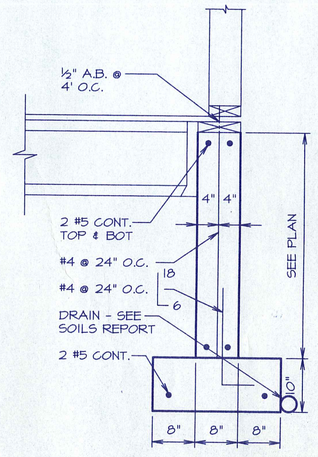

SECTION A

SCALE: 3/4" = 1'-0"

FOOTING PAD SCHEDULE		
MARK	SIZE	REINFORCING
(A)	3'-0" x 3'-0" x 10"	4 #5 E.W.
(B)	3'-6" x 3'-6" x 10"	5 #5 E.W.
(C)	4'-0" x 4'-0" x 10"	6 #5 E.W.
(D)	4'-6" x 4'-6" x 10"	7 #5 E.W.
(E)	5'-0" x 5'-0" x 12"	8 #5 E.W.
(F)	5'-6" x 5'-6" x 12"	9 #5 E.W.
(G)	6'-0" x 6'-0" x 14"	9 #5 E.W.
(H)	7'-0" x 7'-0" x 14"	10 #5 E.W.
(J)	7'-6" x 7'-6" x 16"	11 #5 E.W.
(K)	8'-0" x 8'-0" x 16"	12 #5 E.W.
(L)	7'-0" x 9'-0" x 14"	#5 @ 10" O.C. E.W.

00-087
FOUNDATION ONLY
APPROVED, FOR ISSUANCE OF BUILDING PERMIT
DATE 8/8/00
PERMIT
BY

MECHANICAL LEGEND

(NOT ALL SYMBOLS LISTED BELOW ARE BEING USED IN THIS SET OF MECHANICAL DRAWINGS)

SYMBOL	ABBR	DESCRIPTION
HVAC:		
		DIFFUSER– 4–WAY THROW
		DIFFUSER– 3–WAY THROW
		DIFFUSER– 2–WAY THROW
		DIFFUSER– LINEAR SLOT 2–WAY THROW
		RETURN OR EXHAUST AIR GRILLE
		SUPPLY GRILLE
		RETURN OR EXHAUST DUCT
		SUPPLY DUCT
		SUPPLY DUCT DOWN
		RETURN OR EXHAUST DUCT DOWN
		ROUND DUCT DOWN
		ROUND DUCT UP
SA	SA	SUPPLY AIR DUCT
EA	EA	EXHAUST AIR DUCT
OA	OA	OUTSIDE AIR DUCT
RA	RA	RETURN AIR DUCT
TA	TA	TRANSFER AIR DUCT
		FLEXIBLE DUCT CONNECTION
		VANED ELBOW
MVD		MANUAL VOLUME DAMPER WITH LOCKING QUADRANT
MD		MOTORIZED DAMPER
BDD	BDD	BACKDRAFT DAMPER
		EXISTING DUCTWORK NO CHANGE
		EXISTING DUCTWORK TO BE REMOVED
FD		FIRE DAMPER (1 1/2 HOUR UNLESS OTHERWISE NOTED)
FSD		FIRE/SMOKE DAMPER (1 1/2 HOUR UNLESS OTHERWISE NOTED
		LOW PRESSURE FLEXIBLE DUCT
		CONICAL TAP
		CONICAL SPIN–IN FITTING W/ MANUAL VOLUME DAMPER
FITTINGS		
P & T		PRESSURE/ TEMPERATURE PORT TAPS
U		UNION
CR		CONCENTRIC REDUCER
ER		ECCENTRIC REDUCER
EJ		EXPANSION JOINT
AC		ALIGNMENT GUIDE
FC		FLEXIBLE PIPE CONNECTOR
		THERMOMETER W/THERMOWELL
MAV		MANUAL AIR VENT
FS		FLOW SWITCH
PS		PRESSURE SWITCH
PG		PRESSURE GAUGE W/GAUGE COCK
		STEAM TRAP

SYMBOL	ABBR	DESCRIPTION
PIPING:		
(E)	(E)	EXISTING PIPING (TYPE)
HWS	HWS	HEATING WATER SUPPLY
HWR	HWR	HEATING WATER RETURN
CHWS	CHWS	CHILLED WATER SUPPLY
CHWR	CHWR	CHILLED WATER RETURN
CWS	CWS	CONDENSER WATER SUPPLY
CWR	CWR	CONDENSER WATER RETURN
HTWS	HTWS	HIGH TEMP. HOT WATER SUPPLY
HTWR	HTWR	HIGH TEMP. HOT WATER RETURN
LPS	LPS	LOW PRESSURE STEAM
LPR	LPR	LOW PRESSURE CONDENSATE
MPS	MPS	MEDIUM PRESSURE STEAM
MPR	MPR	MEDIUM PRESSURE CONDENSATE
RS	RS	REFRIGERANT SUCTION
RL	RL	REFRIGERANT LIQUID
RHG	RHG	REFRIGERANT HOT GAS
140°		TEMPERED HOT WATER; TEMP. AS INDICATED
	CW	DOMESTIC COLD WATER
	HW *	DOMESTIC HOT WATER
	HWC *	DOMESTIC HOT WATER CIRCULATING
SW	SW	SOIL WASTE ABOVE FLOOR
SWBF	SWBF	SOIL WASTE BELOW FLOOR
V	V	SANITARY VENT
GW	GW	GREASE WASTE
ST	ST	STORM
OF	OF	STORM OVERFLOW
		ELBOW UP
		ELBOW DOWN
		TEE UP
		TEE DOWN
		PIPE CAP OR PLUG
(NAME)		EXISTING PIPING
(NAME)		EXISTING PIPING TO BE REMOVED
F	F	FIRE
G	G	NATURAL GAS
MG	MG	MED. PRESS. NATURAL GAS
2" AV		2" ACID VENT
2" AWBF		2" ACID WASTE BELOW FLOOR
2" WS		2" WASTE STACK
4" SS		4" SOIL STACK
4" RDL		ROOF DRAIN LEADER
4" RDLN–1		ROOF DRAIN LEADER NOZZLE
4" OFRDL		OVERFLOW ROOF DRAIN LEADER
VALVES:		
GV		GATE VALVE
CV		CHECK VALVE
PRV		PRESSURE REDUCING VALVE
SV		SOLENOID VALVE
BV		BALANCING VALVE WITH READ OUT PORTS
GLV		GLOBE VALVE (STRAIGHT PATTERN)
GLV		GLOBE VALVE (ANGLE PATTERN)
BFV		BUTTERFLY VALVE
BV		BALL VALVE
GC		GAS COCK
PV		PLUG VALVE
DV		HOSE END DRAIN VALVE
TCV		AUTOMATIC TEMP. CONTROL VALVE, 2–WAY
TCV		AUTOMATIC TEMP. CONTROL VALVE, 3–WAY
TPR		TEMPERATURE/ PRESSURE RELIEF VALVE

SYMBOL	ABBR	DESCRIPTION
SPECIAL PIPING		
O	O	OXYGEN
O	O	OXYGEN OUTLET
VAC	VAC	VACUUM
V	V	VACUUM OUTLET
A	A	COMPRESSED AIR
A	A	COMP AIR OUTLET
MA	MA	MEDICAL AIR
MA	MA	MED. AIR OUTLET
NO	NO	NITROUS OXIDE
DR	DR	EQUIPMENT DRAIN
CD	CD	CONDENSATE DRAIN
PLUMBING EQUIPMENT		
	RD	ROOF DRAIN
	OD	OVERFLOW ROOF DRAIN
	DN	DOWNSPOUT NOZZLE
	HB WH	HOSE BIBB WALL HYDRANT
	SA	SHOCK ARRESTER
	FD	FLOOR DRAIN
	FS	FLOOR SINK
	FCO	CLEANOUT FLOOR
	GCO	CLEANOUT GRADE
	WCO	CLEANOUT WALL
	M	METER: GAS (G) OR WATER (W)
	P	CIRC. PUMP
	VTR	PLUMBING VENT THRU ROOF
	STR	STRAINER W/BLOW–OFF VALVE & CAPPED HOSE–END CONNECTION
	TB	THRUST BLOCK
FIRE PREVENTION		
		EXISTING SPRINKLER HEAD TO REMAIN
		EXISTING SPRINKLER HEAD TO BE RELOCATED
		EXISTING SPRINKLER HEAD TO NEW LOCATION
		NEW SPRINKLER HEAD TO MATCH EXISTING
SYMBOLS		
NO. / SHEET		DETAIL MARKER
LETTER / SHEET		SECTION MARKER
F–1		EQUIPMENT DESIGNATION
LENGTH PIPE	BB	BASEBOARD CALL OUT
1		FLAG OR SHEET NOTE
1		DEMOLITION NOTE
	POC	POINT OF CONN. BETWEEN NEW AND EXISTING
INV. ELEV. ±Ø12.15		ELEVATION
DN		DOWN
TOD		TOP OF DUCT (A.F.F.)
BOP		BOTTOM OF PIPE
AFF		ABOVE FIN. FLOOR
NTS		NOT TO SCALE
DN		ARROW INDICATES DIRECTION OF FLOW
		PITCH DOWN
T	T	THERMOSTAT
H	H	HUMIDISTAT
S	S	SOLID STATE SPEED CONTROLLER
S	S	SMOKE DETECTOR
UC	UC	DOOR UNDERCUT
(E)	(E)	EXISTING
(N)	(N)	NEW
(R)	(R)	RELOCATED

A 10"ø (2) 250 — DIFFUSER NECK SIZE, TYPICAL OF; CUBIC FEET PER MINUTE; SYMBOL/DESIGNATION

* NOTE: ALL HW AND HWC PIPING IS 1/2" UNLESS NOTED OTHERWISE.

FAN SCHEDULE

SYMBOL (F #)	CFM @ ALT.	TOTAL S.P. IN WG @ ALT.	MAX. RPM	MOTOR HP (WATTS)	MOTOR BHP	MOTOR VOLT/ PHASE	MIN. WHEEL DIA.	MAX. SONES	OPER. WEIGHT LBS.	MAKE AND MODEL	NOTES A	B	C	D	E	F	G	H
F–1	TOILET EXHAUST									COOK GN–160	0	0	1	1	1	3	0	0
	75	.5	1384	43	–	115/1	–	3.3	50									

GENERAL COMMENTS:

1. CAPACITIES AT 6200 FT. ELEVATION
2. MAXIMUM SONES SHOWN ARE AMCA CERTIFIED LEVELS BEFORE TAKING CREDIT FOR SOUND ATTENUATION OF ROOF CURB ATTENUATOR TO REDUCE SONES 50%.
3. FOR SOUND ATTENUATING CURBS, SIZE FAN 7% MORE CFM THAN SCHEDULED TO ACCOUNT FOR CURB LOSS.
4. PROVIDE LABELS ON FANS AS TO AREAS SERVED.

NOTES:

A. CURB
- 0. NONE
- 1. FIELD–BUILT, INSULATED.
- 2. FACTORY–BUILT, INSULATED.
- 3. FACTORY BUILT INSULATED, 18" TALL.
- 4. FACTORY BUILT SOUND ATTENUATING
- 5. FACTORY VENTILATED GREASE HOOD EXHAUST.
- 6. FACTORY INSULATED EXTENDED HEIGHT CURB.
- 7. REUSE EXISTING CURB. PROVIDE INSULATED ADAPTORS AS REQUIRED.

B. SCREEN
- 0. NONE
- 1. BIRD
- 2. INSECT

C. DRIVE
- 1. DIRECT
- 2. BELT

D. DAMPER
- 0. NONE
- 1. GRAVITY BDD
- 2. BAROMETRIC ADJUSTABLE BDD
- 3. MOTORIZED CONTROL DAMPER, 115V/1ø
- 4. MAGNETIC BUTTERFLY DAMPER LATCHES.

E. ACCESSORIES
- 1. SOLID STATE SPEED CONTROL, MTD. IN MOTOR COMPARTMENT FOR BALANCING
- 2. ELECTRIC DISCONNECT
- 3. WALL MOUNTED SOLID STATE SPEED CONTROL
- 4. 115V/1ø REVERSE ACTING THERMOSTAT SET 85°F.
- 5. WALL MOUNTED 2 SPEED SWITCH.
- 6. DRAIN CONNECTION.
- 7. CLEANABLE GREASE RECEPTOR.

F. TYPE
- 1. CEILING FAN.
- 2. CENTRIFUGAL ROOF EXHAUSTER
- 3. CABINET FAN
- 4. WALL PROPELLER FAN
- 5. CENTRIFUGAL UPBLAST ROOF EXHAUSTER.
- 6. TUBEAXIAL UPBLAST ROOF EXHAUSTER.
- 7. CENTRIFUGAL UTILITY SET.

G. SPECIAL COATINGS
- 0. NONE
- 1. PHENOLIC
- 2. EPOXY
- 3. POLYESTER/EPOXY
- 4. EISENHEISS

H. MISCELLANEOUS
- 0. NONE
- 1. VIBRATION ISOLATORS.
- 2. EMERGENCY POWER.
- 3. SECURE FAN TO CURB AT EACH CORNER EACH SIDE AND 12" O.C.
- 4. AMCA B SPARKPROOF, 3/4" SCROLL DRAIN AND ACCESS PANEL.
- 5. EXPLOSION PROOF.
- 6. 2 SPEED/2 WINDING (1200/1800).
- 7. 2 SPEED/2 WINDING (900/1800).
- 8. VARIABLE FREQUENCY DRIVE.

MISCELLANEOUS EQUIPMENT SCHEDULE

EUH–1 Q–MARK MODEL MUH–10–8 ELECTRIC UNIT HEATER, 10 KW 208V/1PH, 48 AMPS.

PLUMBING FIXTURE SCHEDULE

CODE	DESCRIPTION	MINIMUM CONNECTION CW	HW	SAN	VENT	MANUFACTURER / MODEL	FAUCETS & FITTINGS	REMARKS AND ACCESSORIES
WC–1	WATER CLOSET	1/2"		3"	2"	AMERICAN STANDARD CADET 2898.012		ELONGATED BOWL
LAV–1	LAVATORY	1/2"	1/2"	1 1/4"	1 1/4"	AMERICAN STANDARD RONDALYN 0491.019	DELTA 520–MPU	4" CENTERS
BT–1	BATHTUB	1/2"	1/2"	2	1 1/2"	AMERICAN STANDARD SALEM 14 – 0155.017	DELTA 1343	
S–1	SINGLE COMPT. SINK	1/2"	1/2"	1 1/2"	1 1/2"	ELKAY LR–1517 18 GA 304 S/S	DELTA 350–WF	8" CTRS
S–2	DUAL COMPT. SINK	1/2"	1/2"	1 1/2"	1 1/2"	ELKAY LMR–3322 18GA 302 S/S	DELTA 350–WF	8" CTRS

DOMESTIC WATER CIRCULATING PUMP SCHEDULE

CODE	MANUFACTURER/ MODEL NO.	SERVICE	LOCATION	PUMP TYPE	GPM	HEAD (FT)	RPM	ELECTRICAL HP	VOLT	PH	REMARKS
DWCP–1	B&G LR–15B	DOM. HW RECIRC	BOILER ROOM	INLINE	1.0	5	3500	1/12	120	1	PROVIDE ALL BRONZE CONSTRUCTION

DOMESTIC WATER HEAT EXCHANGERS SCHEDULE

CODE	MANUFACTURER/ MODEL NO.	CAPACITY GALLONS	HEATING SURFACE SQ. FT.	RECOVER AT 80 DEGREE F	REMARKS
HX–1 & 2	TRIANGLE TUBE PHASE III MODEL TR–120	120	INLINE	180 GPH	–

REVISIONS:

DRAKE LANDING
Building "A"
Lot 4R, Lakepoint at Frisco
Frisco, Colorado 80433

H–E / YODER ENGINEERS, INC.
0004 E. BEAVER CREEK BLVD. SUITE 107
P.O. BOX 5740, AVON, CO. 81620
PH: (970) 949–6000 FAX: (970) 949–1151

COLORADO REGISTERED 33749 PROFESSIONAL ENGINEER
11/8/00

DRAWN BY: MDC
CHECKED BY: MPD
DATE: 11/08/00
SCALE: 1/8"=1'–0"
JOB NUMBER: 8052.00
SHEET INFORMATION: LEGEND & SCHEDULES
SHEET NUMBER: M0A.1

FILE AND DRAWING REFERENCE LABELS
PLOT DATE/TIME
PLOT SCALE

GRILLE, REGISTER AND DIFFUSER SCHEDULE

SYMBOL (A) SIZE CFM	FACE SIZE	SERVICE	DESCRIPTION	MAKE AND MODEL	NOTES A	B	C	D	E
A	24X24	SUPPLY	LOUVERED FACE	TITUS TDC	2	1	0	0	0
B	12X12	SUPPLY	LOUVERED FACE	TITUS TDC	2	1	0	0	0
C	24X24	SUPPLY	PERFORATED CEILING DIFFUSER, STAR PATTERN	TITUS PSS	2	1	0	0	0
D	12X12	SUPPLY	PERFORATED CEILING DIFFUSER, STAR PATTERN	TITUS PSS	2	1	0	0	0
E	24X24	SUPPLY	HIGH PERFORMANCE, LOUVER FACE, ADJUSTABLE	TITUS TMS	2	1	0	0	0
F	12X12	SUPPLY	HIGH PERFORMANCE, LOUVER FACE, ADJUSTABLE	TITUS TMS	2	1	0	0	0
G	SEE PLANS	SUPPLY	3/4" SPACING, DOUBLE DEFLECTION, ADJUSTABLE	TITUS 300RL	2	1	0	0	0
H	SEE PLANS	SUPPLY	5/16" SPACING, REVERSABLE CORE, ADJUSTABLE	TITUS 1700L	2	1	0	0	0
J	24X24	SUPPLY	HEAT/COOL AUTO CHANGEOVER VAV DIFFUSER	ACUTHERM THERMA-FUSER HC	2	1	0	1	0
K	SEE PLANS	SUPPLY	LINEAR SLOT DIFFUSER, (3) 1" SLOTS, LINEAR FEET AS NOTED ON PLANS, INSULATED PLENUM	TITUS ML-39	2	1	0	0	0
L	24X24	RETURN/ EXHAUST	PERFORATED	TITUS PAR	2	1	0	0	0
M	12X12	RETURN/ EXHAUST	PERFORATED	TITUS PAR	2	1	0	0	0
N	24X12	RETURN/ EXHAUST	PERFORATED	TITUS PAR	2	1	0	0	0
O	SEE PLANS	RETURN/ EXHAUST	LINEAR SLOT RETURN TO MATCH SUPPLY SLOT, INSULATED PLENUM	TITUS ML-39	2	1	0	0	0
P	SEE PLANS	RETURN/ EXHAUST	3/8" SPACING, 35 DEGREE FIXED BARS	TITUS 350RL	2	1	0	0	0
R	SEE PLANS	RETURN/ EXHAUST	3/4" SPACING, 30 DEGREE FIXED BARS, 14GA BLADES, 16GA BORDER	TITUS 30 RS	2	1	0	0	0

GENERAL COMMENTS:

1. REFER TO REFLECTED CEILING PLANS FOR EXACT LOCATIONS OF ALL CEILING MOUNTED AIR DEVICES.
2. COORDINATE ALL FRAME STYLES WITH CEILING SYSTEM FURNISHED. REFER TO ARCHITECTURAL DIVISION.
3. TOTAL STATIC PRESSURE SHALL NOT EXCEED: 0.10" WG FOR ALL DIFFUSERS, GRILLES AND REGISTERS, 0.05" WG FOR TRANSFER GRILLES.
4. NC VALUES SHALL BE A MAXIMUM OF 30, BASED UPON ROOM ABSORPTION RATE OF 10 db, RE 10^{-12} WATTS.
5. SEE PLAN FOR NECK SIZES NOT CALLED OUT IN SCHEDULE.
6. CEILING DIFFUSERS 4-WAY BLOW UNLESS NOTED OR REQUIRED.
7. CEILING RADIATION OR FIRE/SMOKE DAMPER WHERE SHOWN OR REQUIRED.

NOTES:

A. MATERIAL
1. ALUMINUM
2. STEEL
3. PLASTIC

B. FINISH
1. OFF-WHITE
2. CLEAR ACRYLIC
3. MILL
4. COLOR BY ARCHITECT

C. DAMPER
0. NONE
1. OBD

D. ACCESSORIES
0. NONE
1. MINIMUM LIMIT STOP
2. HONYCOMB EQUALIZER GRID IN NECK FULL LENGTH OF SLOTS
3. TYPE 16 CURVED FRAMES TO MATCH DUCT DIAMETER

RADIANT HEAT PROJECT: STANDARD SHEET

	LOOP 1	LOOP 2	LOOP 3	LOOP 4	LOOP 5	LOOP 6	LOOP 7	LOOP 8	LOOP 9	LOOP 10
ROOM SERVED	RZ-1 MAIN	RZ-1 MAIN	RZ-1 MAIN	RZ-1 LOFT	RZ-2 MAIN	RZ-2 MAIN	RZ-2 MAIN	RZ-2 LOFT		
T-STAT CONTROL										
TOTAL LOAD (BTUH/FT^2)	35	35	35	35	35	35	35	35	35	35
PANEL SURFACE TEMP. (F)	87.5	87.5	87.5	87.5	87.5	87.5	87.5	87.5	87.5	87.5
FLOOR CONSTRUCTION										
TUBE SIZE	0.625	0.625	0.625	0.625	0.625	0.625	0.625	0.625	0.625	0.625
TUBING O.C. SPACING (IN.)	12	12	12	12	12	12	12	12	12	12
FLOOR COVERING R-VALUE	2	2	2	2	2	2	2	2	2	2
DIFFERNTIAL TEMP. (F)	10	10	10	10	10	10	10	10	10	10
RECC. SUPPLY WATER TEMP. (F)	100	100	100	100	100	100	100	100	100	100
LOOP LENGTH (FT)	265	265	265	195	230	230	230	195		
LEADER LENGTH (FT)	20	40	40	30	20	20	30	30		
TOTAL LOOP LENGTH (FT)	285	305	305	225	250	250	260	225	0	0
LOOP FLOW (GPM)	1.855	1.855	1.855	1.365	1.610	1.610	1.610	1.365	0.000	0.000
LOOP HEAD LOSS (FT/FT)	0.0525	0.0525	0.0525	0.0304	0.0390	0.0390	0.0390	0.0304		
LOOP HEAD LOSS (FT)	14.963	16.013	16.013	6.840	9.750	9.750	10.140	6.840	0.000	0.000
HALF TURNS FROM CLOSED	3.7	4.0	4.0	3.0	3.3	3.3	3.4	3.0	0.0	0.0

MANIFOLD TOTALS	
SUPPLY WATER TEMP. (F)	120
MANIFOLD FLOW (GPM)	13.125
TOTAL HEAD LOSS (FT)	16.013

RADIANT HEAT PROJECT: STANDARD SHEET

	LOOP 1	LOOP 2	LOOP 3	LOOP 4	LOOP 5	LOOP 6	LOOP 7	LOOP 8	LOOP 9	LOOP 10
ROOM SERVED	RZ-3 MAIN	RZ-3 MAIN	RZ-3 MAIN	RZ-3 LOFT	RZ-3 LOFT	RZ-4 MAIN	RZ-4 MAIN	RZ-4 MAIN	RZ-3 LOFT	RZ-3 LOFT
T-STAT CONTROL										
TOTAL LOAD (BTUH/FT^2)	35	35	35	35	35	35	35	35	35	35
PANEL SURFACE TEMP. (F)	87.5	87.5	87.5	87.5	87.5	87.5	87.5	87.5	87.5	87.5
FLOOR CONSTRUCTION										
TUBE SIZE	0.625	0.625	0.625	0.625	0.625	0.625	0.625	0.625	0.625	0.625
TUBING O.C. SPACING (IN.)	12	12	12	12	12	12	12	12	12	12
FLOOR COVERING R-VALUE	2	2	2	2	2	2	2	2	2	2
DIFFERNTIAL TEMP. (F)	10	10	10	10	10	10	10	10	10	10
RECC. SUPPLY WATER TEMP. (F)	100	100	100	100	100	100	100	100	100	100
LOOP LENGTH (FT)	225	225	225	160	185	225	225	225	160	185
LEADER LENGTH (FT)	20	30	40	20	30	20	20	20	20	30
TOTAL LOOP LENGTH (FT)	245	255	265	180	215	245	245	245	180	215
LOOP FLOW (GPM)	1.575	1.575	1.575	1.120	1.295	1.575	1.575	1.575	1.120	1.295
LOOP HEAD LOSS (FT/FT)	0.0386	0.0386	0.0386	0.0231	0.0267	0.0386	0.0386	0.0386	0.0231	0.0267
LOOP HEAD LOSS (FT)	9.457	9.843	10.229	4.158	5.741	9.457	9.843	10.229	4.158	5.741
HALF TURNS FROM CLOSED	3.7	3.8	4.0	2.7	3.2	3.7	3.8	4.0	2.7	3.2

MANIFOLD TOTALS	
SUPPLY WATER TEMP. (F)	120
MANIFOLD FLOW (GPM)	14.28
TOTAL HEAD LOSS (FT)	10.229

RADIANT HEAT PROJECT: STANDARD SHEET

	LOOP 1	LOOP 2	LOOP 3	LOOP 4	LOOP 5	LOOP 6	LOOP 7	LOOP 8	LOOP 9	LOOP 10
ROOM SERVED	RZ-5 MAIN	RZ-5 MAIN	RZ-5 MAIN	RZ-5 LOFT	RZ-6 COMMERCIAL	RZ-6 COMMERCIAL	RZ-6 COMMERCIAL	RZ-6 COMMERCIAL		
T-STAT CONTROL										
TOTAL LOAD (BTUH/FT^2)	35	35	35	35	35	35	35	35	35	35
PANEL SURFACE TEMP. (F)	87.5	87.5	87.5	87.5	87.5	87.5	87.5	87.5	87.5	87.5
FLOOR CONSTRUCTION										
TUBE SIZE	0.625	0.625	0.625	0.625	0.625	0.625	0.625	0.625	0.625	0.625
TUBING O.C. SPACING (IN.)	12	12	12	12	12	12	12	12	12	12
FLOOR COVERING R-VALUE	2	2	2	2	2	2	2	2	2	2
DIFFERNTIAL TEMP. (F)	10	10	10	10	10	10	10	10	10	10
RECC. SUPPLY WATER TEMP. (F)	100	100	100	100	100	100	100	100	100	100
LOOP LENGTH (FT)	225	225	225	195	225	225	225	225		
LEADER LENGTH (FT)	20	30	40	20	30	30	30	30		
TOTAL LOOP LENGTH (FT)	245	255	265	215	255	255	255	255	0	0
LOOP FLOW (GPM)	1.575	1.575	1.575	1.365	1.575	1.575	1.575	1.575	0.000	0.000
LOOP HEAD LOSS (FT/FT)	0.0386	0.0386	0.0386	0.0304	0.0386	0.0386	0.0386	0.0386	0.0231	0.0267
LOOP HEAD LOSS (FT)	9.457	9.843	10.229	6.536	9.843	9.843	9.843	9.843	0.000	0.000
HALF TURNS FROM CLOSED	3.7	3.8	4.0	3.2	3.8	3.8	3.8	3.8	0.0	0.0

MANIFOLD TOTALS	
SUPPLY WATER TEMP. (F)	120
MANIFOLD FLOW (GPM)	12.39
TOTAL HEAD LOSS (FT)	10.229

BOILER SCHEDULE

SYMBOL (B) #	FUEL TYPE (S)	BURNER TYPE	INPUT MBH @ S.L.	REQ'D OUTPUT MBH @ ALT.	EWT °F	LWT °F	FLOW GPM	BURNER HP	BURNER V/ø	FLUE DIAMETER	BOILER HP	GAS PRESSURE PSIG	OPER. WT. LBS.	MAKE AND MODEL	NOTES A	B	C	D
B-1	NAT. GAS	POWER	641	400	160	180	42	1/3	120/1	8	15.6	–	–	WIEL-MCLAIN 578-WF	1	2	3 or 5	5
B-2	NAT. GAS	POWER	641	400	160	180	42	1/3	120/1	8	15.6	–	–	WIEL-MCLAIN 578-WF	1	2	3 or 5	5

GENERAL COMMENTS

1. CAPACITIES ARE AT 9200 FT. ELEVATION.
2. WORKING PRESSURE IS 30 PSIG.
3. OVERSIZE BURNER (AND INCREASE SECTIONS) TO OBTAIN SPECIFIED OUTPUT AT ALTITUDE. EQUIVALENT CFH AT ALTITUDE IS APPROX. 6200.
4. PROVIDE CONTROL TRANSFORMER AND STARTER.
5. PROVIDE REQUIRED STATE PERMITS AND INSPECTIONS.

NOTES:

A. FLUID
0. WATER
1. 30% PROPYLENE GLYCOL
2. 50% PROPYLENE GLYCOL

B. BURNER
1. HI/LO FIRE
2. MODULATING

C. ACCESSORIES
0. NONE
1. 30 PPM LO NOX
2. DDC INTERFACE MODULE
3. BAROMETRIC DAMPER
4. PROBE LWCO
5. FULL LWCO
6. SEALED COMBUSTION CHAMBER

D. MISCELLANEOUS
0. NONE
1. HOT WATER
2. STEAM
3. ONE SIDE TUBE PULL
4. END TUBE PULL
5. BACK OUTLET FLUE
6. TOP FLUE CONNECTION

PUMP SCHEDULE

SYMBOL (P) #	SERVICE	GPM	HEAD (FT.H20)	PUMP EFF.	MOTOR DATA BHP HP	VOLTS / PHASE	RPM	PUMP TYPE	SUCTION/ DISCHARGE SIZE	VIBRATION ISOLATION TYPE	VIBRATION ISOLATION STATIC DEFL.	WEIGHT LBS. (G.C. 2)	MAKE AND MODEL	NOTES A	B	C	D	E	F	G
P-1	BOILER CIRC	43	5	–	1/9	120V/1PH	3250	WET ROTOR	2			14	TACO 0012	2	4	–	1	0	2	–
P-2	BOILER CIRC	43	5	–	1/9	120V/1PH	3250	WET ROTOR	2			14	TACO 0012	2	4	–	1	0	2	–
P-3	RAD LOOP INJECT	24	5	–	1/8	120V/1PH	3250	WET ROTOR	2			12	TACO 0010	2	4	–	1	0	1	–
P-4	RAD LOOP CIRC	40	24	–	1/9	120V/1PH	3250	WET ROTOR	2			14	TACO 0012	2	3	–	1	0	2	10
P-5	FAN COIL LOOP	36	26	–	1/9	120V/1PH	3250	WET ROTOR	2			14	TACO 0012	2	3	–	1	2	2	10
P-6	HOT WATER SYS	30	5	–	1/9	120V/1PH	3250	WET ROTOR	2			14	TACO 0012	2	4	–	1	0	2	–

GENERAL COMMENTS

1. SCHEDULED RATING IS FOR PROPYLENE GLYCOL. CORRECTIONS FOR GPM AND HEAD HAVE BEEN MADE BY ENGINEER.
2. FOR PUMP WEIGHTS WITH INERTIA BASES, ADD 2 TIMES THE PUMP WEIGHT FOR THE INERTIA BASE.
3. PREMIUM EFFICIENCY MOTORS 1 HP AND OVER.
4. ALL PUMPS SHALL BE NON-OVERLOADING AT HORSEPOWER CURVE UNLESS NOTED OTHERWISE.
5. PROVIDE LEAD-LAG STARTER/CONTROLLER FOR PUMPS P-X AND P-X. FURNISH CONTROLLER TO DIVISION 16 FOR INSTALLATION.

NOTES

A. FLUID
1. WATER
2. 30% GLYCOL/WATER MIX
3. 35% GLYCOL/WATER MIX
4. 50% GLYCOL/WATER MIX

B. FLUID TEMPERATURE
1. 45° F
2. 80° F
3. 140° F
4. 180° F
5. 250° F

C. TYPE
1. CLOSE COUPLED BASE MOUNTED CENTRIFUGAL
2. FLEXIBLE COUPLED BASE MOUNTED CENTRIFUGAL
3. IN-LINE, HORIZONTAL SHAFT CENTRIFUGAL
4. IN-LINE, VERTICAL SHAFT CENTRIFUGAL
5. STEAM CONDENSATE RETURN

D. SUCTION DIFFUSER
1. NO
2. YES

E. ISOLATION
0. NONE
1. NEOPRENE PADS
2. 4 POINT ISOLATORS
3. CONCRETE INERTIA BASE

F. DUTY
1. VFD, EPDM COUPLER, INVERTER DUTY MOTOR, CONTROLLER
2. CONSTANT SPEED

G. MISCELLANEOUS
1. EMERGENCY POWER
2. FLUSHED SINGLE TUNGSTEN CARBIDE SEAL WITH FILTER ON FLUSH LINE (CWS)
3. ALL 316SS SHAFT, IMPELLER, ALL WETTED PARTS, TEFLON PACKING.
4. OPERATION AS SINGLE PUMP IN PARALLEL ARRANGEMENT
5. PRIMARY/STANDBY OR SINGLE PUMP OPERATION.
6. PROVIDE SPARE MOTOR
7. DDC INTERFACE MODULE
8. FACTORY MOUNTED CONTROL PANEL, WATER LEVEL GAUGE, DIAL THERMOMETER, DISCHARGE PRESSURE GAUGE, INLET STRAINER, STARTER, ALTERNATOR.
9. ALL BRONZE CONSTRUCTION
10. 4 PUMPS - 2 IN SERIES WITH 2 IN PARALLEL

CONDENSING UNIT AND FAN COIL SCHEDULE

SYMBOL (CU) #	NOMINAL TONS COOLING	CFM	INDOOR FAN ESP IN WC	INDOOR FAN HP	VOLTS/PHASE	MCA	MOCP	HEAT MBH	HEAT GPM	HEAT ΔT	OPER. WT. (LBS)	MAKE AND MODEL	NOTES A
FCU-1	5	1600	0.50	(2) 1/4	115 / 1	9.8	–	60	6	20	300	ENVIROTEC HHBD-20	8,10
FCU-2	5	1600	0.50	(2) 1/4	115 / 1	9.8	–	60	6	20	300	ENVIROTEC HHBD-20	8,10
FCU-3	5	1600	0.50	(2) 1/4	115 / 1	9.8	–	60	6	20	300	ENVIROTEC HHBD-20	8,10
FCU-4	5	1600	0.50	(2) 1/4	115 / 1	9.8	–	60	6	20	300	ENVIROTEC HHBD-20	8,10
FCU-5	5	1600	0.50	(2) 1/4	115 / 1	9.8	–	60	6	20	300	ENVIROTEC HHBD-20	8,10
FCU-6	5	1600	0.50	(2) 1/4	115 / 1	9.8	–	60	6	20	300	ENVIROTEC HHBD-20	8,10

GENERAL COMMENTS:

1. CAPACITIES ARE AT 9200 FT. ELEVATION.
2. UNIT CFM TO BE SET ON MEDIUM SPEED.

NOTES:

A. ACCESSORIES
1. PRE-CHARGED REFRIGERANT LINE SETS, SIZED BY MANUFACTURER.
2. SHORT-CYCLE TIMER.
3. LOW-AMBIENT COOLING TO 0° F.
4. SUCTION ACCUMULATOR.
5. HAIL GUARD
6. HOT GAS BYPASS
7. OIL SEPARATOR.
8. FILTERS: FARR 2"-30/30
9. ELECTRIC HEATER
10. MIXING BOX PLENUM BY MANUFACTURER
11. CRANKCASE HEATER

REVISIONS:

DRAKE LANDING
Building "A"
Lot 4R, Lakepoint at Frisco
Frisco, Colorado 80433

M-E / YODER ENGINEERS, INC.
0048 E. BEAVER CREEK BLVD. SUITE 307
P.O. BOX 5960, AVON, CO. 81620
PH: (970) 949-6000 FAX: (970) 949-1959

COLORADO REGISTERED PROFESSIONAL ENGINEER 33740
11/8/00

DRAWN BY: MDC
CHECKED BY: MPD
DATE: 11/08/00
SCALE: 1/8"=1'-0"
JOB NUMBER: 8052.00
SHEET INFORMATION: SCHEDULES

SHEET NUMBER: M0A.2

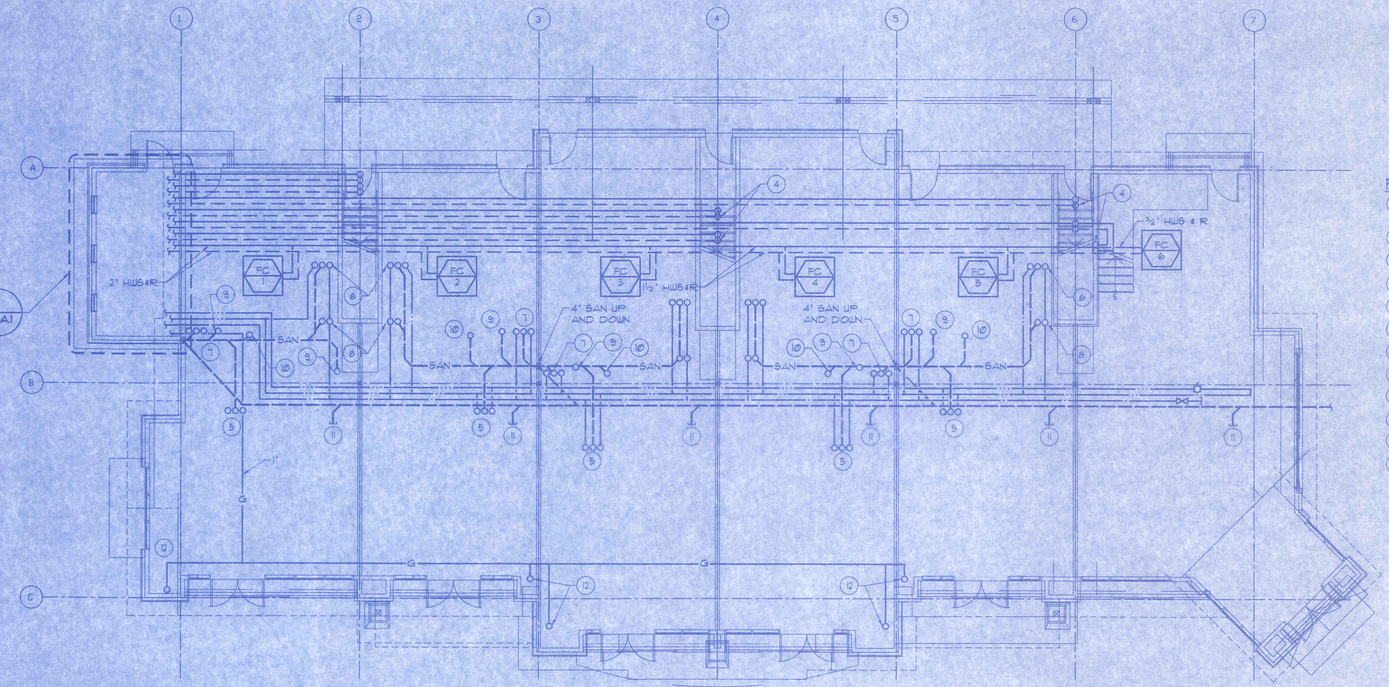

FLAG NOTES:

1. TOILET EXHAUST FAN F-1 CONNECTED TO 6X6 EXHAUST DUCT UP.
2. NOT USED.
3. 3" SAN & 2" VENT UP.
4. ¾" RHWS & R UP TO MANIFOLD.
5. 1½" SAN, ½" H & CW UP TO SINK.
6. 1-¼" SAN, ½" H & CW UP TO LAVATORY.
7. 1½" SAN, ¾" H & CW UP TO BATHTUB.
8. 3" SAN, ½" CW UP TO WC.
9. 3" SAN UP.
10. 1-¼" SAN UP.
11. 3" SAN STUB. CAPPED FOR FUTURE USE.
12. ¾" GAS LINE UP TO FIREPLACE.

1 / M2A.1 LOWER FLOOR PLAN

SCALE: ⅛" = 1'-0"

NORTH

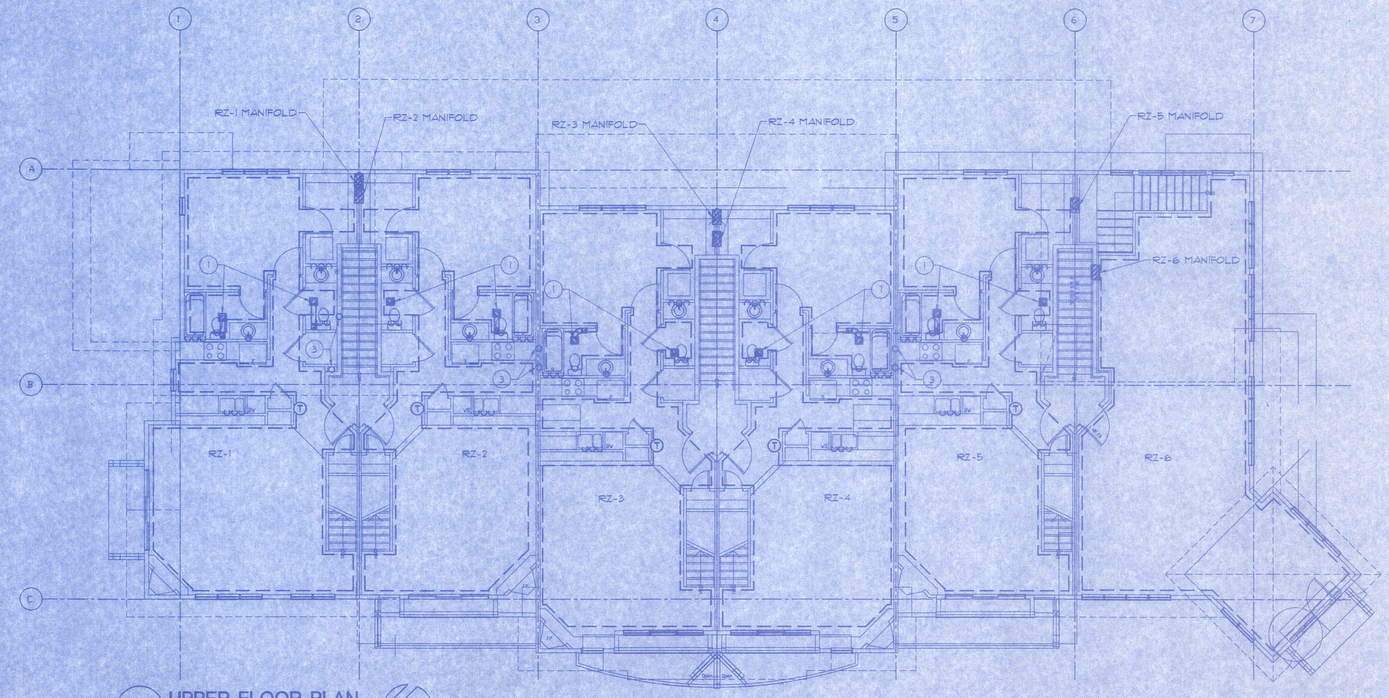

2 / M2A.1 UPPER FLOOR PLAN

SCALE: ⅛" = 1'-0"

NORTH

REVISIONS:

DRAKE LANDING
Building "A"
Lot 4R, Lakepoint at Frisco
Frisco, Colorado 80433

M-E / YODER ENGINEERS, INC.
0049 E. BEAVER CREEK BLVD. SUITE 307
P.O. BOX 5760, AVON, CO. 81620
PH: (970) 949-6000 FAX: (970) 949-1951

COLORADO REGISTERED PROFESSIONAL ENGINEER 33740 PRINCIPAL 11/8/00

DRAWN BY:	MDC
CHECKED BY:	MPD
DATE:	11/08/00
SCALE:	1/8"=1'-0"
JOB NUMBER:	8052.00

SHEET INFORMATION:
LOWER & UPPER FLOOR PLANS

SHEET NUMBER:
M2A.1

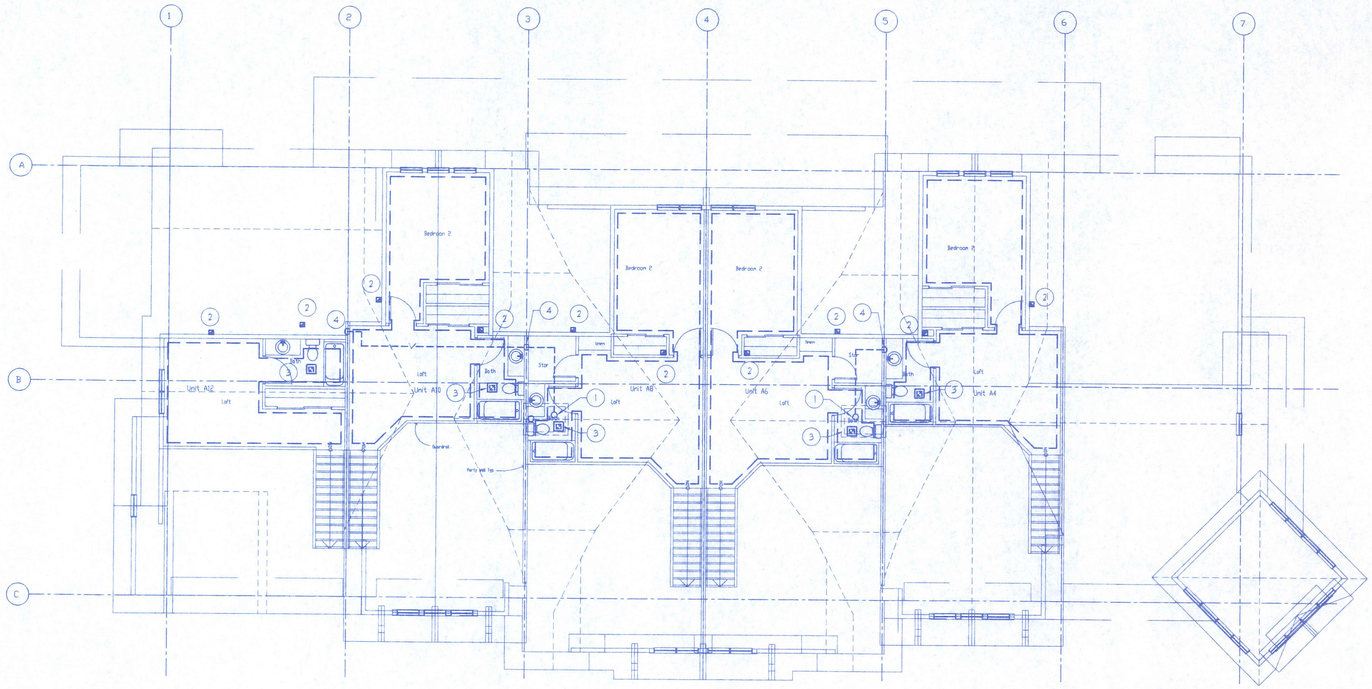
Bedroom 2
Bedroom 2
Bedroom 2
Bedroom 2
Unit A12
Loft
Unit A10
Loft
Bath
Stair
Unit A8
Loft
Unit A6
Loft
Bath
Unit A4
Loft
Below
Below
Below

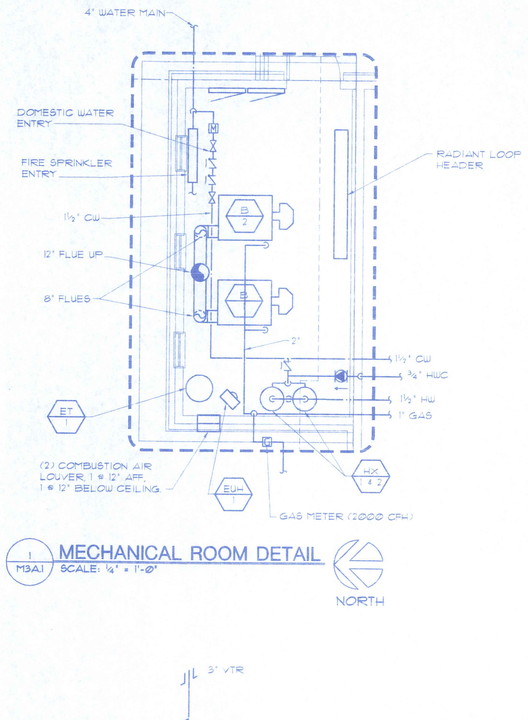

1 M3A.1 **MECHANICAL ROOM DETAIL**
SCALE: ¼" = 1'-0"

NORTH

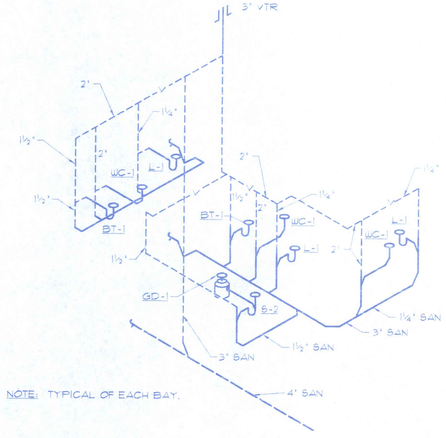

NOTE: TYPICAL OF EACH BAY.

2 M3A.1 **PLUMBING ISOMETRIC**
SCALE: NONE

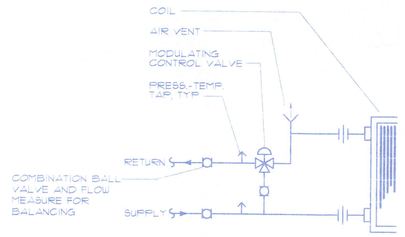

3 M3A.1 **HEATING COIL PIPING ASSEMBLY**
SCALE: NONE

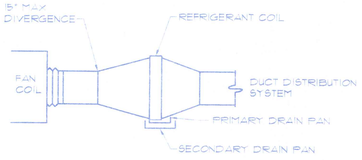

4 M3A.1 **OPTIONAL COOLING COIL INSTALLATION DETAIL**
SCALE: ¼" = 1'-0"

REVISIONS:

DRAKE LANDING
Building "A"
Lot 4R, Lakepoint at Frisco
Frisco, Colorado 80433

M-E / YODER ENGINEERS, INC.
0042 E. BEAVER CREEK BLVD. SUITE 307
P.O. BOX 5140, AVON, CO. 81620
PH: (970) 949-6000 FAX: (970) 949-1959

COLORADO REGISTERED MICHAEL PAUL YODER PROFESSIONAL ENGINEER 33749
11/08/00

DRAWN BY:	MDC
CHECKED BY:	MPD
DATE:	11/08/00
SCALE:	1/8"=1'-0"
JOB NUMBER:	8052.00

SHEET INFORMATION:
SECTIONS & DETAILS

SHEET NUMBER:
M3A.1

FILE LOCATION: G:\MECH\JOBS\8052\DRAWINGS\M3A1.DWG
PLOT DATE: 11/08/00 PLOT TIME: 11:11

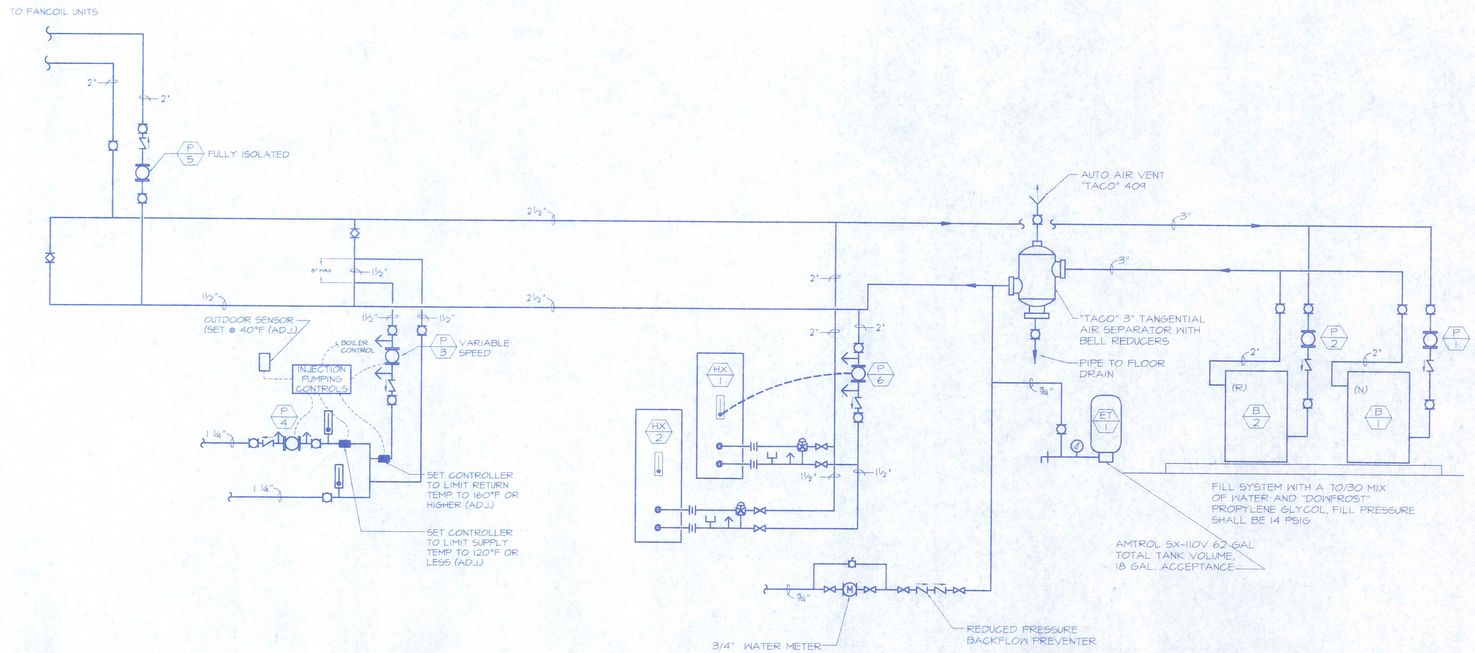

1 M4A1 **BOILER PIPING DIAGRAM**
SCALE: NONE

REVISIONS:

DRAKE LANDING
Building "A"
Lot 4R, Lakepoint at Frisco
Frisco, Colorado 80433

M.E. / YODER ENGINEERS, INC.
0069 E. BEAVER CREEK BLVD. SUITE 307
P.O. BOX 3740, AVON, CO. 81620
PH: (970) 949 6000 FAX: (970) 949-1959

COLORADO REGISTERED
MICHAEL P. DOLAN
33749
PROFESSIONAL ENGINEER
11/8/00

DRAWN BY:	MDC
CHECKED BY:	MPD
DATE:	11/08/00
SCALE:	1/8"=1'-0"
JOB NUMBER:	8052.00
SHEET INFORMATION:	SCHEMATICS
SHEET NUMBER:	M4A.1

OGRAM SUMMARY

TOTAL GROSS FLOOR AREA = 82,447 SF (including Garages)

16,984 SF TOTAL COMMERCIAL FLOOR AREA
53,605 SF TOTAL RESIDENTIAL FLOOR AREA
11,858 SF GARAGE FLOOR AREA
(3) COMMON AREAS

COMMERCIAL USES

BUILDING 'A' - APPROX. 7,551 SF
(6,483 SF Ground Floor; 1068 SF Upper Level)
BUILDING 'E' - APPROX. 9,433 SF
(8,365 SF Ground Floor; 1068 SF Upper Level)
COMMERCIAL PARKING: (45) SPACES REQUIRED @ 1 PER 350SF
(30) OFF- STREET SURFACE SPACES PROVIDED + (15) ON-STREET SPACES

RESIDENTIAL USES

BUILDING 'A' - APPROX. 6,582 SF (5 UNITS) *(Upper Level -*
4 Units - 1 Bedroom w/ Loft ; 1 Units - 1 Bedroom)
BUILDING 'E' - APPROX. 9,378SF (7 UNITS) *(Upper Level -*
its 1 Bedroom w/ Loft ; 1 Units - 1 Bedroom)
BUILDING 'B' - APPROX. 19,900 (18 UNITS)
(Lower Level - 2 Units - 2 Bedroom ; 8 Units - 1 Bedroom)
(Upper Level - 8 Units - 1 Bedroom w/ Loft)
BUILDING 'C' - APPROX. 10,020 SF (9 UNITS)
(Lower Level - 1 Unit - 2 Bedroom ; 4 Units - 1 Bedroom)
(Upper Level - 4 Units - 1 Bedroom w/ Loft)
BUILDING 'D' - APPROX. 6,933 SF (7 UNITS)
(Upper Level above Garages -
5 Units - 1 Bedroom w/ Loft; 2 Units - 2 Bedroom w/ Loft)
BUILDING 'F' - APPROX. 504 SF (Spas) ; 288 SF (Storage)
RESIDENTIAL UNIT MIX: (46) UNITS TOTAL
(3) 2 Bedroom
(2) 2 Bedroom w/ Loft
(27) 1 Bedroom w/ Loft
(14) 1 Bedroom
RESIDENTIAL PARKING: (103) SPACES REQUIRED:
(38) GARAGE SPACES PROVIDED (24' X 11.5' EA. TYP.)
(65) SURFACE PARKING SPACES PROVIDED
* These calculations assume (15) on-street parking spaces supplement the total parking requirement for the project. Under this scenario, the residential parking requirement is fully met.
BIKE PARKING - (30) bike spaces provided in
(4) bike racks. (2) Combination Bike Rack Benches with (4) spaces each.
(2) Heavy Duty Winder Rack with (11) spaces each (please see pictures / specs.)

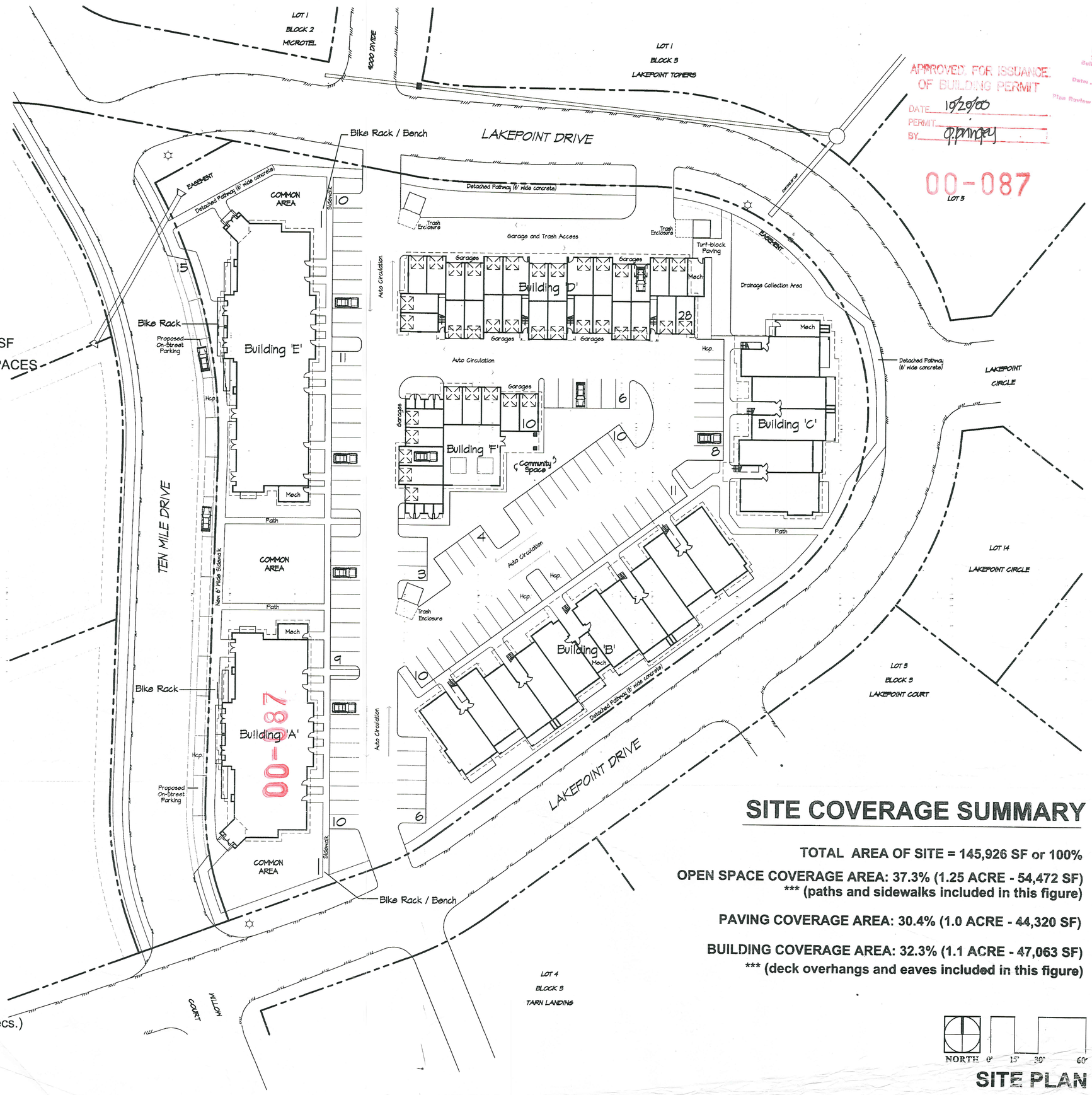

SITE COVERAGE SUMMARY

TOTAL AREA OF SITE = 145,926 SF or 100%

OPEN SPACE COVERAGE AREA: 37.3% (1.25 ACRE - 54,472 SF)
***** (paths and sidewalks included in this figure)**

PAVING COVERAGE AREA: 30.4% (1.0 ACRE - 44,320 SF)

BUILDING COVERAGE AREA: 32.3% (1.1 ACRE - 47,063 SF)
***** (deck overhangs and eaves included in this figure)**

NORTH 0' 15' 30' 60'

SITE PLAN

APPROVED FOR ISSUANCE OF BUILDING PERMIT
DATE 10/20/00
PERMIT
BY g.pringey

00-087
LOT 3

RECEIVED
Town of Dillon
Building Department
Date:
Plan Review #:

MARKETPLACE ARCHITEC
115 Village Place
Post Office Box 6318
Dillon, Colorado 80435

DESIGNWORKSHOP
Landscape Architecture • Land Planning • Urban Design
931 S. FRONTAGE RD. SUITE 102 VAIL, COLORADO 8165
PHONE: 970-476-8400 FACSIMILE: 970-476-8409

ENGINEERS & SURVEYORS
P.O. Box 589

DRAKE LANDING
Lot 4R, Resubdivision of Lot 2, Block 1, Lakepoint at Frisco

Drawn by: PMC / JL
Date: 7/5/00

RECEIVED
Town of Frisco
Building Department
Date 10-6-00
Plan Review # 00-087

00-087

00-087

REVISIONS
Plan Check Corrections 10-03-00

MARKETPLACE ARCHITECTS L L C
767 East Anemone Trail
PO Box 6318 Dillon, CO 80435
970.468.8181 Fax 970.262.0565
archmc@colorado.net

STATE OF COLORADO
GERALD W. DOKKEN
00213
LICENSED ARCHITECT

Occupancy Separation 1 HR FR

Mechanical
192.42 sq ft
9'-6 1/2"

Handrails @ 36" AFF Typ

Stairway Wall Typ
Refer to Section A/A4.1 for Construction

Occupancy Separation 1 HR FR
SEE ATTACHED ASSEMBLY
GA FILE NO. WP 3240

Future Stair

1-HOUR BR OCCUPANCY SEPARATION & FLOOR/CEILING ASSMB — SEE ATTACHED ASSEMBLY UL DESIGN NO. L530

1-HOUR BR SPRAY-APPLIED FIRE-RESISTIVE MAT'LS, TYPICAL
PROVIDE PRODUCT SPECIFICATIONS & DETAILS OF COMPLIANCE PRIOR TO ANY REQUESTS FOR FRAMING INSPECTIONS

COMPLIANCE OF ALL DOORS IN MEANS OF EGRESS FROM 1ST FLOOR WILL BE DETERMINED @ TENANT FINISH PERMIT PLAN REVIEW

Unit A11
965.00 sq ft

Unit A9
894.68 sq ft

Unit A7
1,085.31 sq ft

Unit A5
1,085.31 sq ft

Unit A3
894.68 sq ft

Unit A1
1,121.09 sq ft

Commercial Space
6,289.68 sq ft

TEMP. GLASS

MAIN FLOOR PLAN

SCALE: 1/4" = 1'-0"

DRAKE LANDING
BUILDING A
Frisco, Colorado

DATE	09-06-00
SCALE	
DRAWN BY	
JOB NO.	
SHEET	A2.1 A

RECEIVED
Town of Frisco
Building Department
Date: _____
Plan Review #: _____

REVISIONS
Plan Check Corrections 10-03-00

MARKETPLACE ARCHITECTS
L L C
707 East Anemone Trail
PO Box 631 B Dillon, CO 80435
970.468.8581 Fax 970.262.0565
archmc@colorado.net

STATE OF COLORADO
GERALD W. DRAGEN
2012
REGISTERED ARCHITECT

00-087

Unit A12
1,005.31 sq ft

Unit A10
933.66 sq ft

Unit A8
935.27 sq ft

Unit A6
935.27 sq ft

Unit A2
Commercial Suite
1,065.32 sq ft

Notes

1. All residential entry doors from the interior stairways shall have a laboratory-tested STC rating of not less than 26.
2. All walls separating dwelling units or guestrooms from each other and from public areas shall meet a sound transmission class (STC) of 50.
3. All floor/ceiling assemblies separating dwelling units from public areas shall meet both a sound transmission class (STC) of 50 and impact insulation class (IIC 50).

UPPER FLOOR PLAN

SCALE: 1/4" = 1'-0"

DRAKE LANDING
BUILDING A
Frisco, Colorado

DATE: 09-06-00
SCALE:
DRAWN BY:
JOB NO:
SHEET: A2.2 A

Received
Town of Frisco
Building Department
Date
Plan Review #

REVISIONS
Plan Check Corrections
10-03-00

MARKETPLACE
ARCHITECTS
L L C
707 East Anemone Trail
PO Box 631 E Dillon, CO 80435
970.468.8583 Fax 970.262.0565
architec@colorado.net

STATE OF COLORADO
GERALD W. DOCKEN
REGISTERED
LICENSED ARCHITECT

00-08Z

1 2 3 4 5 6 7
A B C

20' 20' 20' 20' 120' 20' 20'

10' 10'
3'-9 1/4" 3'-2 3/4" 3' 3' 3'-2 3/4" 3'-9 1/4"

7'-8 1/2" 3' 3' 7'-8 1/2"

EGRESS

Bedroom 2
11'-4 1/4"
5 1/2" 11'-6 1/2" 5 1/2"
4'-2 3/4" 3 1/2" 7'-1/4"
5' 6'-8"
3' 6'-8"
3 1/2" 5 1/2"

Unit A12
269.54 sq ft
Loft
Bath
EXH. TO EXT.
13'-11 1/2"
5'-2 1/2"
4'-8"
3' 6'-8"
3 1/2"
5 1/2"
EGRESS
5 1/2" 5 1/2" 10'-6 1/4"
3 1/2"
8'-11 1/2"
SMOKE DETECTOR
4'-2 1/2"
3 1/2"
24'

Unit A10
453.69 sq ft
Loft
9'-6 1/2"
Bath
5'-3 1/2"
Stor
linen
5 1/2"
2'-6" 6'-8"
5'-1/2"
3 1/2"
3' 6'-8"
5 1/2" 8'-3 1/2" 3 1/2"
8'-8 1/2"
Guardrail 10 AD.1
11 AD.1 Party Wall Typ
UP 14 R @ 7 1/2" 105" 14'-1"
DN 14 R @ 7 1/2" 105" 14'-1"

Bedroom 2
13'-11 1/2"
5 1/2" 10'-1/4" 5 1/2"
5'-11" 3 1/2" 3'-9 3/4"
4' 6'-8"
3' 6'-8"
3 1/2"

Unit A8
461.43 sq ft
Loft
13'-11 1/2"
11'-8"
5 1/2"
3 1/2"
2'-4"
UP 14 R @ 7 1/2" 105" 14'-1"
DN 14 R @ 7 1/2" 105" 14'-1"
11'
SMOKE DETECTOR
1 HOUR FR DWELLING SEP. W/ STC ≥ 50
36" MIN.

Bedroom 2
SMOKE DETECTOR

Unit A6
461.43 sq ft
Loft
Bath
EXH. TO EXT.
3' 6'-8"
2'-6" 6'-8"
Stor
linen
3' 6'-8"
3 1/2"
5 1/2"
36" GUARDRAIL PER DETAIL # 44

Bedroom 2
EGRESS
SMOKE DETECTOR
5' 6'-8"
3' 6'-8"

Unit A4
456.55 sq ft
Loft
Bath
EXH. TO EXT.
3' 6'-8"
SMOKE DETECTOR
UP 14 R @ 7 1/2" 105" 14'-1"
DN 14 R @ 7 1/2" 105" 14'-1"

1'-9 1/4" 2'-2 3/4" 3' 3' 3' 3' 2'-2 3/4" 1'-9 1/4"
10' 10'

2'-4" 4'-8" 3' 3' 4'-8" 2'-4"

D D

A A
B B
C C

LOFT FLOOR PLAN

SCALE: 1/4" = 1'-0"

DRAKE LANDING
BUILDING A
Frisco, Colorado

DATE	09-06-00
SCALE	
DRAWN BY	
JOB NO.	
SHEET	A2.3 A

RECEIVED
Town of Frisco
Building Department
Date: _____
Plan Review #: _____

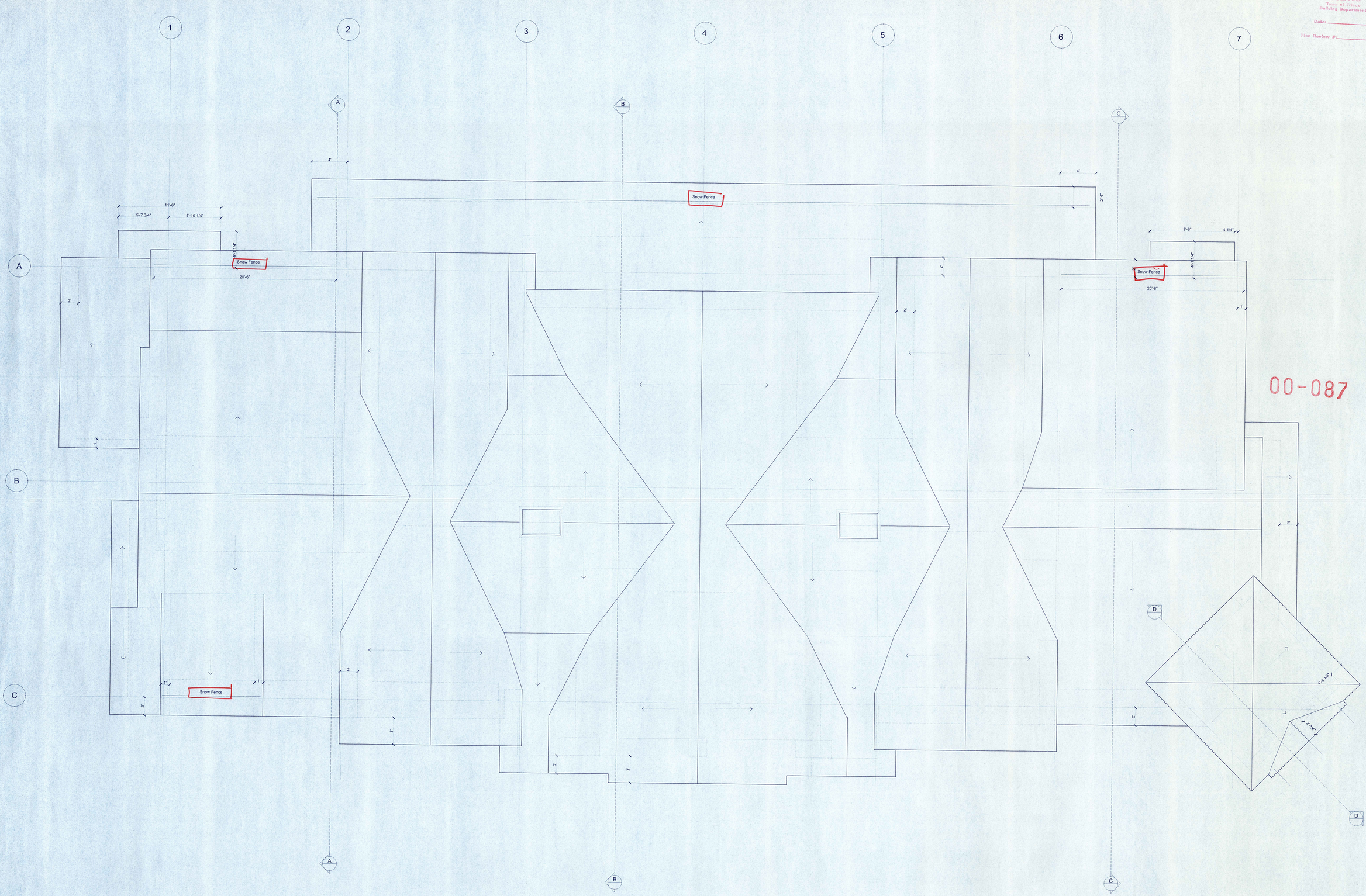

00-087

ROOF PLAN

SCALE: 1/4" = 1'-0"

MARKETPLACE
ARCHITECTS
L L C
707 East Anemone Trail
PO Box 6318 Dillon, CO 80435
970.468.8585 Fax 970.262.0595
architec@colorado.net

STATE OF COLORADO
CRAIG W. DRAKE
201752
LICENSED ARCHITECT

REVISIONS
Plan Check Corrections 10-03-00

DRAKE LANDING
BUILDING A
Frisco, Colorado

DATE	09-06-00
SCALE	
DRAWN BY	
JOB NO.	
SHEET	A2.4 A

Received
Town of Frisco
Building Department
Date: _____
Plan Review #: _____

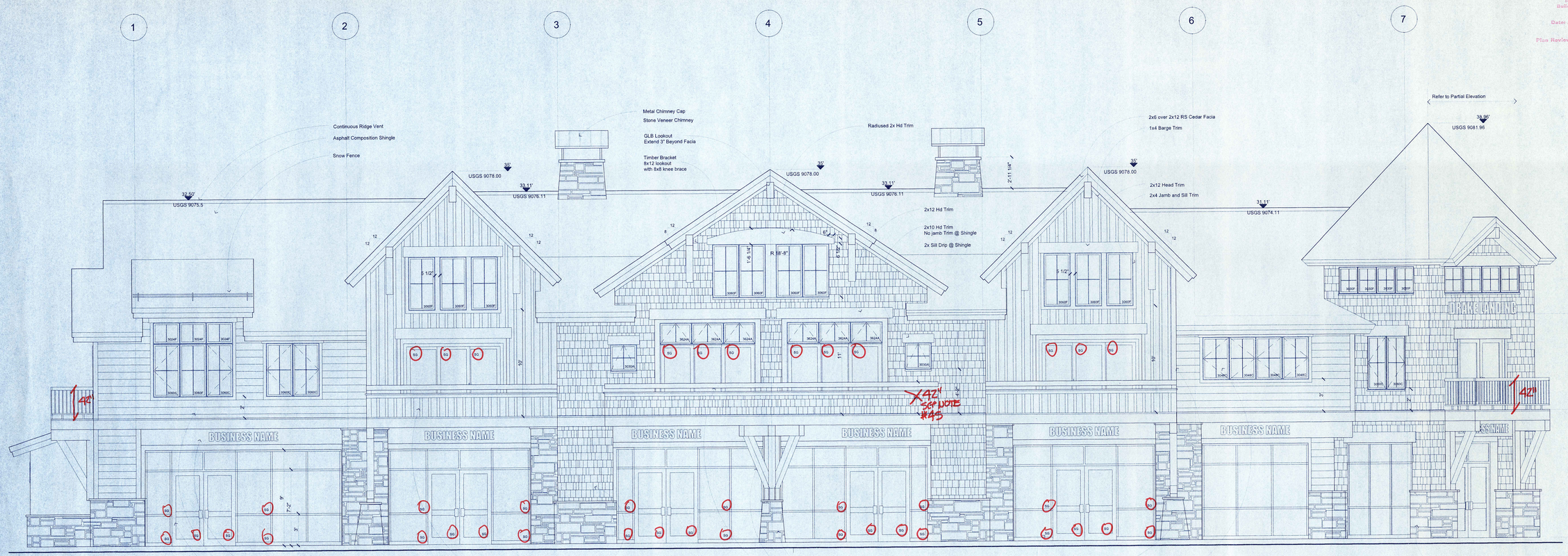

WEST ELEVATION

SCALE: 1/4" = 1'-0"

00-087

A B C

NORTH ELEVATION

SCALE: 1/4" = 1'-0"

NORTH ELEVATION

SCALE: 1/4" = 1'-0"

REVISIONS
Plan Check Corrections 10-03-00

MARKETPLACE ARCHITECTS L L C
707 East Anemone Trail
PO Box 631 B Dillon, CO 80435
970.468.8583 Fax 970.262.0565
architect@colorado.net

Loft Floor
121.0
Upper Floor
112.0
Main Floor
100.0 (USGS 9043.0)

DRAKE LANDING
BUILDING A
Frisco, Colorado

DATE 09-06-00
SCALE
DRAWN BY
JOB NO.
SHEET A3.1 A

RECEIVED
Town of Frisco
Building Department
Date: _____
Plan Review #: _____



EAST ELEVATION

SCALE: 1/4" = 1'-0"



SOUTH ELEVATION

SCALE: 1/4" = 1'-0"

00-087

REVISIONS
Plan Check Corrections 10-03-00

MARKETPLACE ARCHITECTS L L C
707 East Anemone Trail
PO Box 5318 Dillon, CO 80435
970.468.8583 Fax 970.262.0565
architec@colorado.net

STATE OF COLORADO
GERALD W. DUKKEN
30234
REGISTERED ARCHITECT

Loft Floor
121.0

Main Floor
100.0 (USGS 9043.0)

DRAKE LANDING
BUILDING A
Frisco, Colorado

DATE	09-06-00
SCALE	
DRAWN BY	
JOB NO.	
SHEET	A3.2 A

RECEIVED
Town of Frisco
Building Department
Date: _____
Review #: _____

C B A

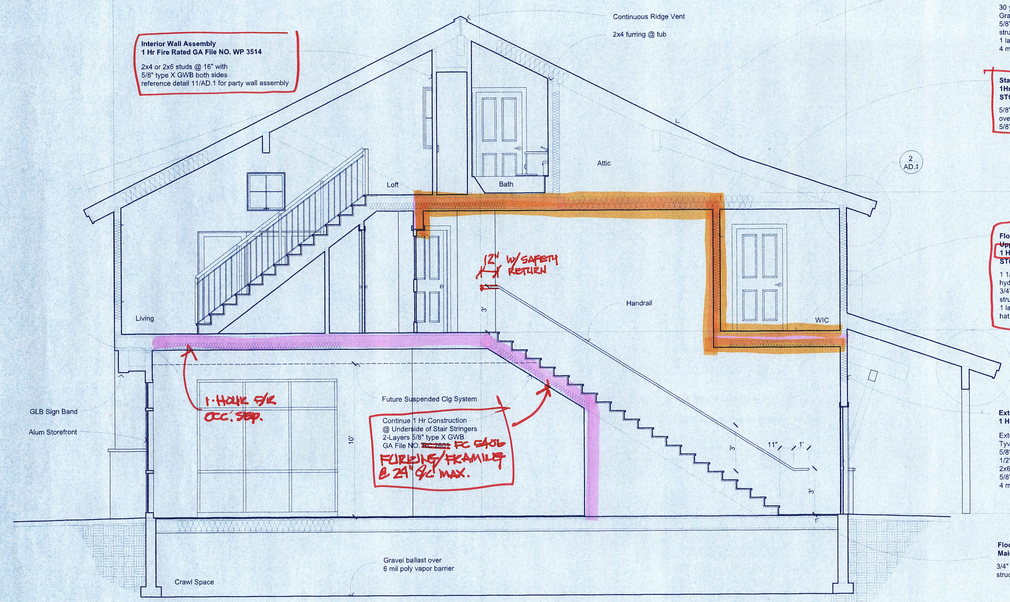

Roof Clg Assembly
1 Hr Fire Rated UBC Table 7-C item 13-1.4

30 year composition roofing over
Grace Ice & Water Shield over
5/8" plywood sheathing over
structural framing w/ R-30 batt insul
1 layer 5/8" type X GWB over
4 mil poly vapor barrier on interior side

Stairway Wall Assembly
1Hr Fire Rated GA File NO. WP 3240 & 3241
STC 50 Min

5/8" type X GWB over resilient channels @ 24" over 2x6 studs @ 16" with R-19 batt insulation
5/8" type X GWB

Loft Floor
121.0

Floor Clg Assembly
Upper Floor and Loft
1 Hr Fire Rated UL Design No. L530
STC 50 Min

1 1/2" lt wt conc topping w/
hydronic heating system over
3/4" plywood sheathing over
structural framing w/ R-19 batt insul
1 layer 5/8" type X GWB over
hat channels @ underside of framing

Upper Floor
112.0

Exterior Wall Assembly
1 Hr Fire Rated GA File No. WP 8105

Exterior finish (reference bldg elev) over
Tyvek air infiltration barrier over
5/8" type X GWB over
1/2" OSB over
2x6 studs @ 16" w/ R-19 batt insul
5/8" type X GWB over
4 mil poly vapor barrier on interior side

Main Floor
100.0 (USGS 9043.0)

Floor Assembly
Main Floor

3/4" plywood sheathing over
structural framing w/ R-30 kraft faced batt insul

SECTION A
SCALE: 1/4" = 1'-0"

A B C

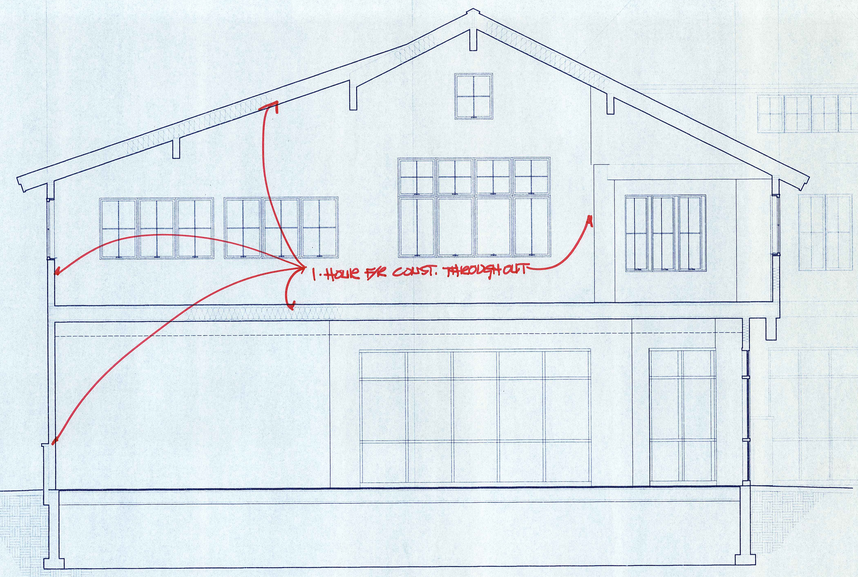

SECTION B
SCALE: 1/4" = 1'-0"

00-087

C B A

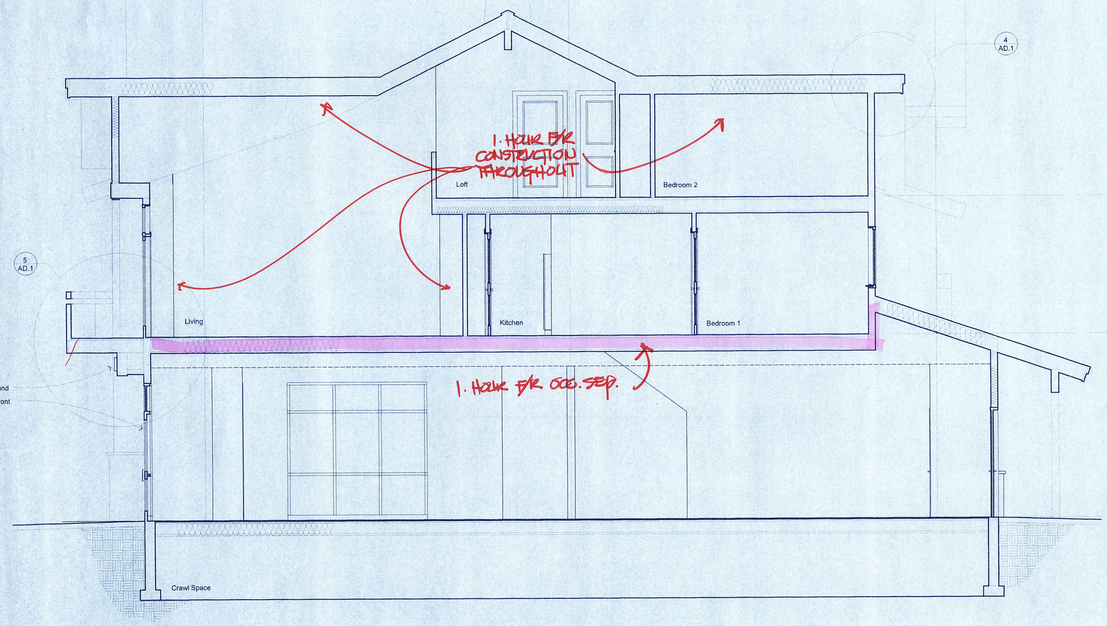

Loft Floor
121.0

Upper Floor
112.0

Main Floor
100.0 (USGS 9043.0)

SECTION C
SCALE: 1/4" = 1'-0"

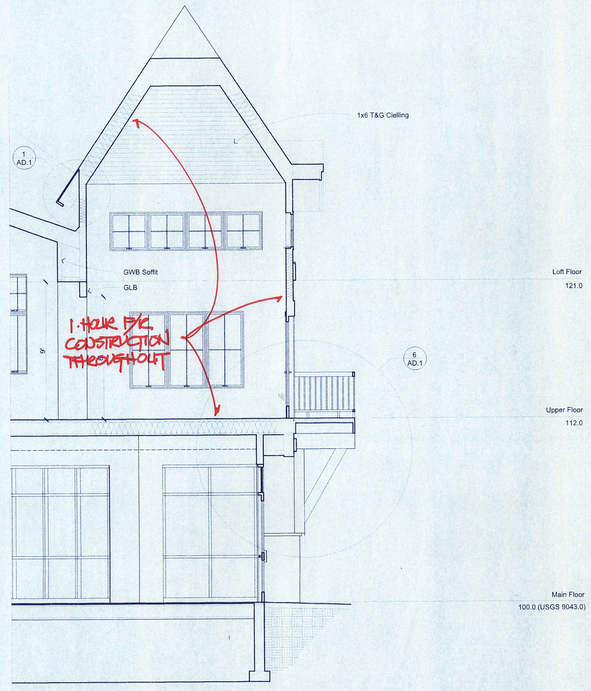

Loft Floor
121.0

Upper Floor
112.0

Main Floor
100.0 (USGS 9043.0)

SECTION D
SCALE: 1/4" = 1'-0"

MARKETPLACE
ARCHITECTS
L L C
767 East Anemone Trail
PO Box 4818 Dillon, CO 80435
970.468.8283 Fax 970.262.0565
gene@rkvcolorado.net

STATE OF COLORADO
GERALD W. DUKKEN
30173
REGISTERED ARCHITECT

REVISIONS
Plan Check Corrections
10-03-00

DRAKE LANDING
BUILDING A
Frisco, Colorado

DATE 09-06-00
SCALE
DRAWN BY
JOB NO.
SHEET A4.1 A

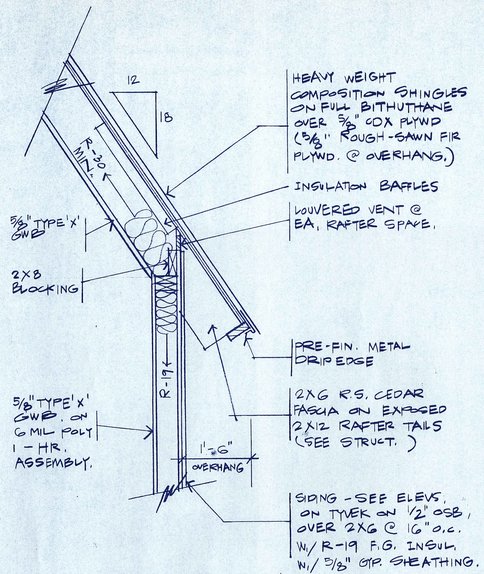

1 AD.1 OVERHANG DETAIL.
3/4" = 1' - 0"

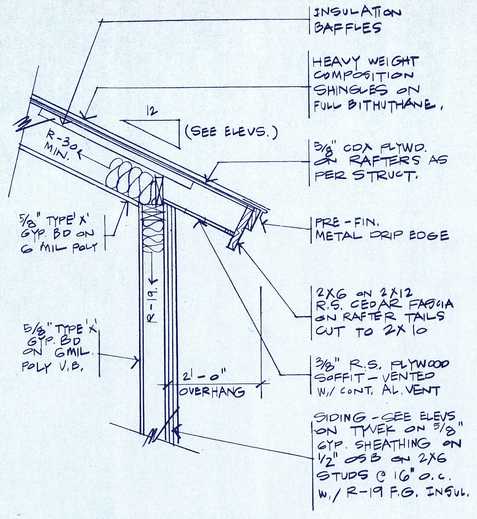

2 AD.1 OVERHANG DETAIL.
3/4" = 1' - 0"

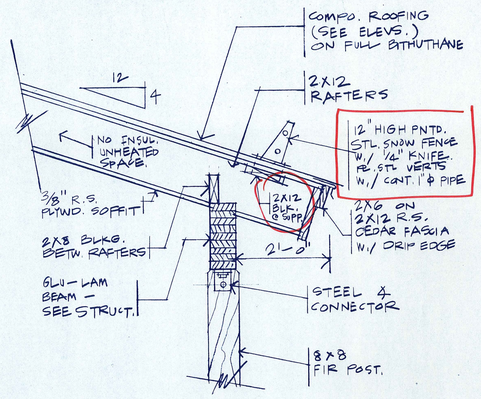

3 AD.1 OVERHANG DETAIL.
3/4" = 1' - 0"

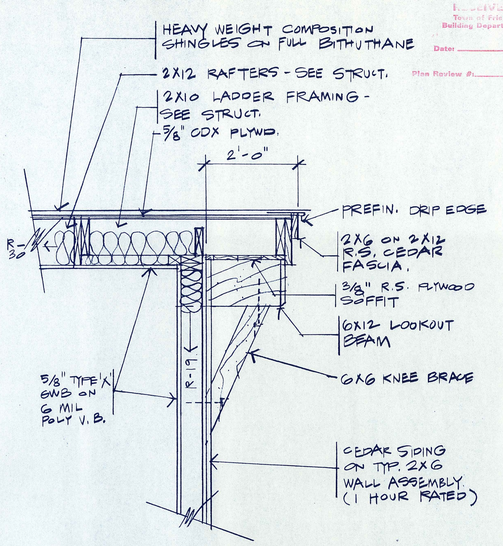

4 AD.1 RAKE END DETAIL.
3/4" = 1' - 0"

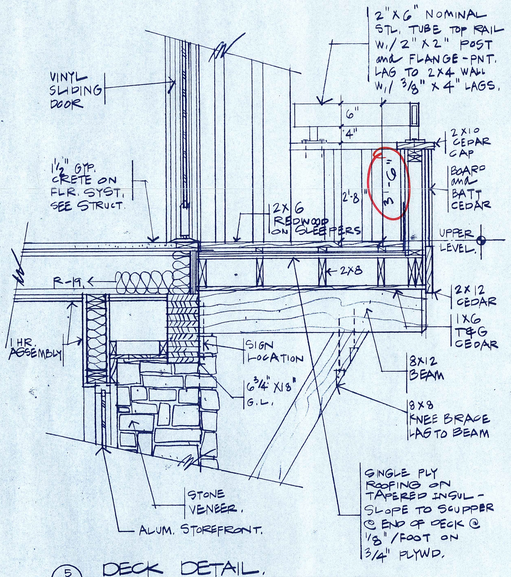

5 AD.1 DECK DETAIL.
3/4" = 1' - 0"

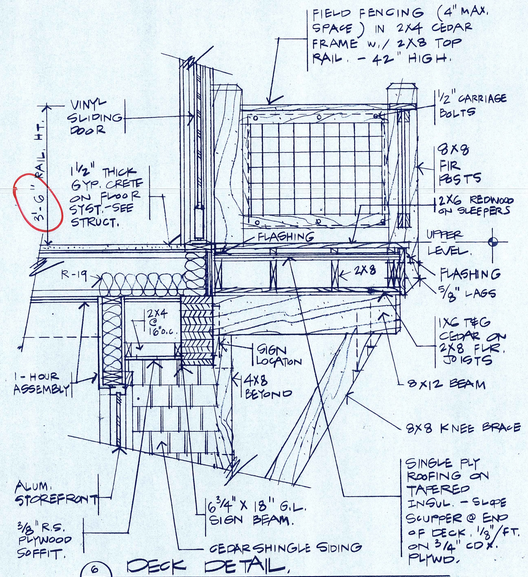

6 AD.1 DECK DETAIL.
3/4" = 1' - 0"

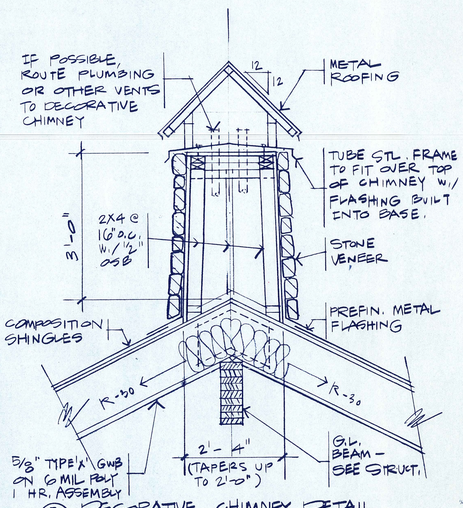

7 AD.1 DECORATIVE CHIMNEY DETAIL.
3/4" = 1' - 0"

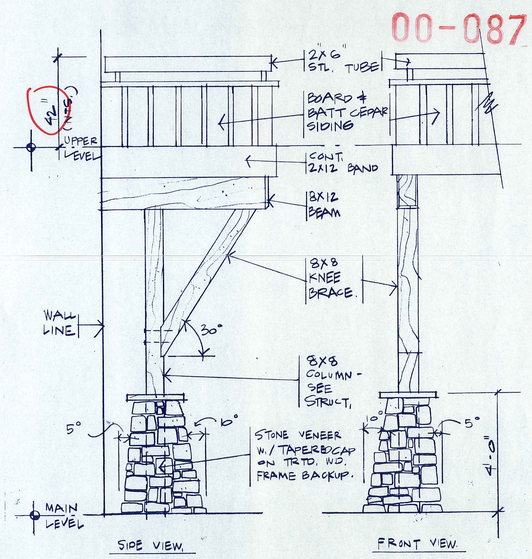

8 AD.1 DECK SUPPORT DETAIL.
1/2" = 1' - 0"

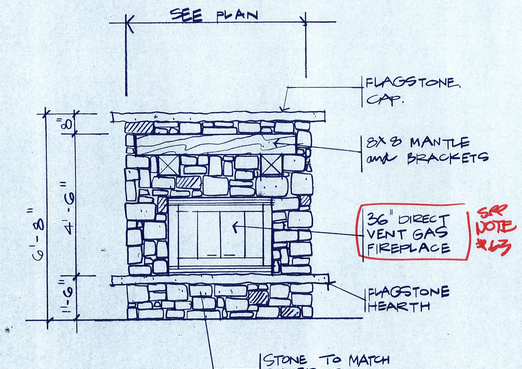

9 AD.1 TYPICAL FIREPLACE ELEVATION.
1/2" = 1' - 0"

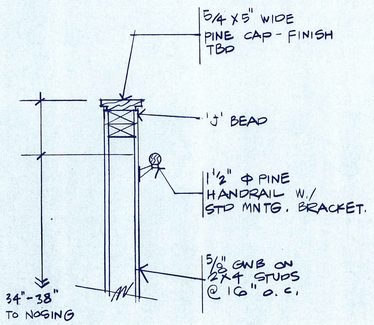

10 AD.1 STAIR RAILING DETAIL.
1 1/2" = 1' - 0"

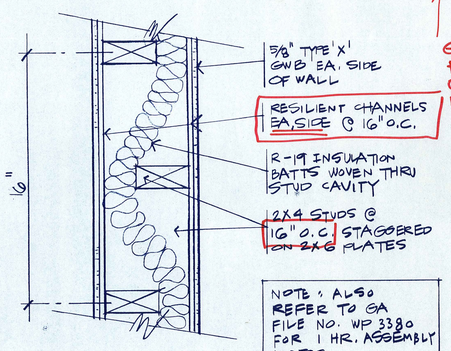

11 AD.1 PARTY WALL DETAIL.
1 1/2" = 1' - 0"

REVISED to 3320 BY G.P. IF ADD FURRING STRIP

SEE ASSEMBLY GA FILE NO. 3240 FOR FASTENING OF GYP. BD. & RESILIENT CHANNEL

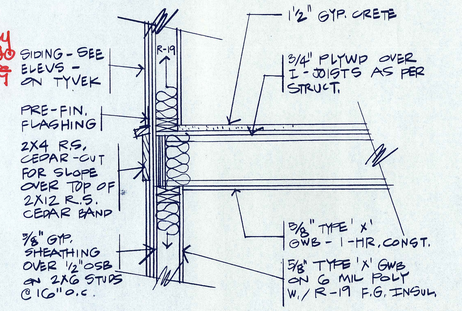

12 AD.1 FLOOR EDGE DETAIL.
3/4" = 1' - 0"

Received
Town of Frisco
Building Department
Date: _____
Plan Review #: _____

REVISIONS

MARKETPLACE ARCHITECTS L L C
707 East Anemone Trail
PO Box 4118 Dillon, CO 80435
970.468.8383 Fax 970.262.0565
archdick@colorado.net

STATE OF COLORADO
GERALD W. DOKKEN
301731
LICENSED ARCHITECT

DRAKE LANDING
BUILDING A
Frisco, Colorado

DATE 09-06-00
SCALE
DRAWN BY EL
JOB NO.
SHEET AD.1

DATE: 7/19/00
FILE: SI
DRAWN: RJB
REVISED: 9/29/00
REVISED:

Reviewed for Code Compliance
Town of Frisco
Building Department
Date _____
Plan Review #: _____

RICHARD J. BOYLE
STATE OF COLORADO
14965
REGISTERED
PROFESSIONAL ENGINEER

boyle engineering, inc.
143 e meadow dr.
crossroads shopping center
vail, colorado 81657
970/476-2170

SHEET NUMBER:
S1

00-087

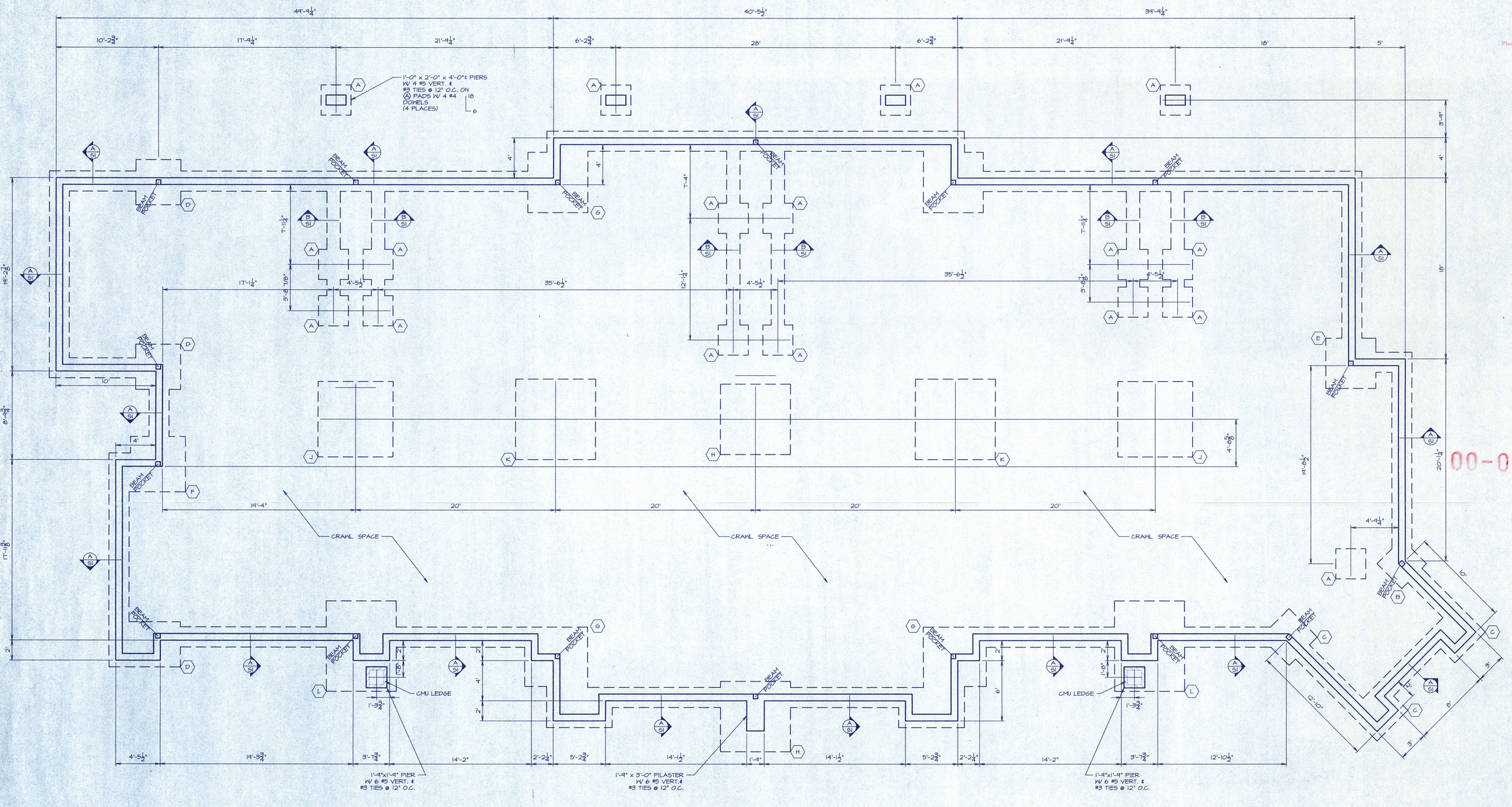

FOUNDATION PLAN

1/4" = 1'-0"

NOTE:

ELEVATION 100'-0" = U.S.G.S. DATUM 9042.1' ELEVATION
ALL EXTERIOR WALL FOOTINGS ARE 10" x 24" TYPICAL UNLESS NOTED OTHERWISE
INDICATES A STEP IN THE FOOTING
TOP OF WALL ELEVATION = 99'-9⅜" TYPICAL THROUGHOUT.
TOP OF FOOTING ELEVATION = 96'-0" TYPICAL THROUGHOUT.
ALL FOOTINGS TO BEAR ON UNDISTURBED NATURAL GRANULAR SOILS.

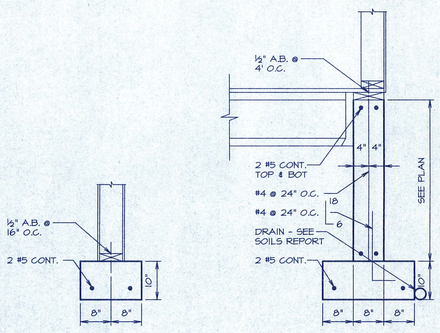

SECTION A

SCALE: 3/4" = 1'-0"

SECTION B

SCALE: 3/4" = 1'-0"

FOOTING PAD SCHEDULE		
MARK	SIZE	REINFORCING
Ⓐ	3'-0" x 3'-0" x 10"	4 #5 E.W.
Ⓑ	3'-6" x 3'-6" x 10"	5 #5 E.W.
Ⓒ	4'-0" x 4'-0" x 10"	6 #5 E.W.
Ⓓ	4'-6" x 4'-6" x 10"	7 #5 E.W.
Ⓔ	5'-0" x 5'-0" x 12"	8 #5 E.W.
Ⓕ	5'-6" x 5'-6" x 12"	9 #5 E.W.
Ⓖ	6'-0" x 6'-0" x 14"	9 #5 E.W.
Ⓗ	7'-0" x 7'-0" x 14"	10 #5 E.W.
Ⓙ	7'-6" x 7'-6" x 16"	11 #5 E.W.
Ⓚ	8'-0" x 8'-0" x 16"	12 #5 E.W.
Ⓛ	7'-0" x 9'-0" x 14"	#5 @ 10" O.C. E.W.

DRAKE LANDING
BUILDING 'A'
FRISCO, COLORADO

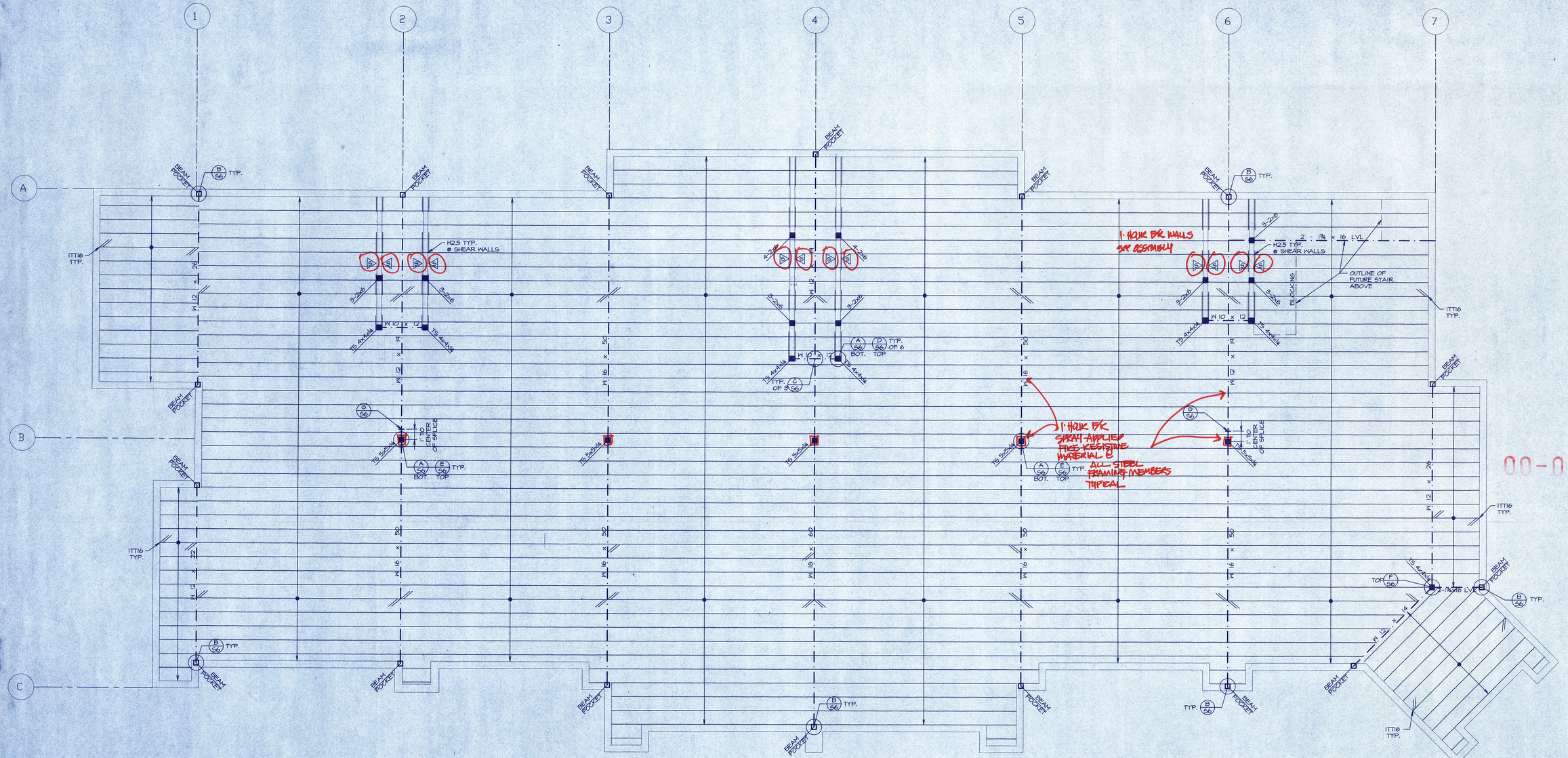
1
2
3
4
5
6
7
A
B
C
BEAM POCKET
B/S6 TYP.
ITT16 TYP.
H2.5 TYP. @ SHEAR WALLS
3-2x6
TS 4x4x1/4
W 10 x 12
W 12 x 50
W 16 x 96
W 16 x 89
W 16 x 67
W 12 x 40
W 12 x 26
W 12 x 14
W 10 x 12
W 8 x 10
W 8 x 13
W 8 x 15
W 8 x 18
W 8 x 21
W 8 x 24
W 8 x 28
W 8 x 31
W 8 x 35
W 8 x 40
W 8 x 48
W 8 x 58
W 8 x 67
W 10 x 49
W 10 x 54
W 10 x 60
W 10 x 68
W 10 x 77
W 10 x 88
W 10 x 100
W 10 x 112
W 12 x 65
W 12 x 72
W 12 x 79
W 12 x 87
W 12 x 96
W 12 x 106
W 12 x 120
W 12 x 136
W 12 x 152
W 12 x 170
W 12 x 190
W 12 x 210
W 12 x 230
W 12 x 252
W 12 x 279
W 12 x 305
W 12 x 336
W 14 x 74
W 14 x 82
W 14 x 90
W 14 x 99
W 14 x 109
W 14 x 120
W 14 x 132
W 14 x 145
W 14 x 159
W 14 x 176
W 14 x 193
W 14 x 211
W 14 x 233
W 14 x 257
W 14 x 283
W 14 x 311
W 14 x 342
W 14 x 370
W 14 x 398
W 14 x 426
W 14 x 455
W 14 x 500
W 14 x 550
W 14 x 605
W 14 x 665
W 14 x 730
W 14 x 808
W 14 x 873
W 14 x 961
W 14 x 1000
W 14 x 1082
W 14 x 1176
W 14 x 1269
W 14 x 1370
W 14 x 1500
W 14 x 1627
W 14 x 1730
W 14 x 1851
W 14 x 1982
W 14 x 2113
W 14 x 2257
W 14 x 2400
W 14 x 2547
W 14 x 2693
W 14 x 2853
W 14 x 3009
W 14 x 3176
W 14 x 3361
W 14 x 3543
W 14 x 3730
W 14 x 3932
W 14 x 4145
W 14 x 4342
W 14 x 4561
W 14 x 4783
W 14 x 5026
W 14 x 5257
W 14 x 5500
W 14 x 5740
W 14 x 6000
W 14 x 6257
W 14 x 6551
W 14 x 6858
W 14 x 7176
W 14 x 7500
W 14 x 7855
W 14 x 8213
W 14 x 8605
W 14 x 9000
W 14 x 9426
W 14 x 9857
W 14 x 10320
W 14 x 10815
W 14 x 11342
W 14 x 11900
W 14 x 12500
W 14 x 13150
W 14 x 13850
W 14 x 14550
W 14 x 15300
W 14 x 16100
W 14 x 16950
W 14 x 17850
W 14 x 18800
W 14 x 19800
W 14 x 20850
W 14 x 21950
W 14 x 23100
W 14 x 24300
W 14 x 25550
W 14 x 26850
W 14 x 28200
W 14 x 29600
W 14 x 31100
W 14 x 32600
W 14 x 34200
W 14 x 35900
W 14 x 37700
W 14 x 39600
W 14 x 41600
W 14 x 43600
W 14 x 45800
W 14 x 48000
W 14 x 50400
W 14 x 52900
W 14 x 55500
W 14 x 58300
W 14 x 61200
W 14 x 64300
W 14 x 67500
W 14 x 70900
W 14 x 74500
W 14 x 78200
W 14 x 82100
W 14 x 86200
W 14 x 90500
W 14 x 95000
W 14 x 99800
W 14 x 104800
W 14 x 110000
W 14 x 115500
W 14 x 121300
W 14 x 127400
W 14 x 133800
W 14 x 140500
W 14 x 147500
W 14 x 154900
W 14 x 162700
W 14 x 170900
W 14 x 179500
W 14 x 188500
W 14 x 198000
W 14 x 207900
W 14 x 218300
W 14 x 229200
W 14 x 240700
W 14 x 252700
W 14 x 265400
W 14 x 278700
W 14 x 292600
W 14 x 307300
W 14 x 322700
W 14 x 338900
W 14 x 355900
W 14 x 373700
W 14 x 392400
W 14 x 412000
W 14 x 432600
W 14 x 454200
W 14 x 476900
W 14 x 500700
W 14 x 525700
W 14 x 552000
W 14 x 579600
W 14 x 608600
W 14 x 639000
W 14 x 670900
W 14 x 704400
W 14 x 739600
W 14 x 776600
W 14 x 815400
W 14 x 856200
W 14 x 899000
W 14 x 943900
W 14 x 991100
W 14 x 1040700
W 14 x 1092700
W 14 x 1147300
W 14 x 1204700
W 14 x 1264900
W 14 x 1328200
W 14 x 1394600
W 14 x 1464300
W 14 x 1537500
W 14 x 1614400
W 14 x 1695100
W 14 x 1779900
W 14 x 1868900
W 14 x 1962300
W 14 x 2060400
W 14 x 2163400
W 14 x 2271600
W 14 x 2385200
W 14 x 2504500
W 14 x 2629700
W 14 x 2761200
W 14 x 2899300
W 14 x 3044300
W 14 x 3196500
W 14 x 3356300
W 14 x 3524100
W 14 x 3700400
W 14 x 3885500
W 14 x 4079800
W 14 x 4283800
W 14 x 4498000
W 14 x 4722900
W 14 x 4959000
W 14 x 5207000
W 14 x 5467400
W 14 x 5740800
W 14 x 6027800
W 14 x 6329200
W 14 x 6645700
W 14 x 6978000
W 14 x 7326900
W 14 x 7693200
W 14 x 8077800
W 14 x 8481600
W 14 x 8905600
W 14 x 9350800
W 14 x 9818300
W 14 x 10309200
W 14 x 10824700
W 14 x 11366000
W 14 x 11934300
W 14 x 12531000
W 14 x 13157600
W 14 x 13815500
W 14 x 14506300
W 14 x 15231600
W 14 x 15993200
W 14 x 16792900
W 14 x 17632500
W 14 x 18514100
W 14 x 19439800
W 14 x 20411800
W 14 x 21432400
W 14 x 22504000
W 14 x 23629200
W 14 x 24810700
W 14 x 26051200
W 14 x 27353800
W 14 x 28721500
W 14 x 30157600
W 14 x 31665500
W 14 x 33248800
W 14 x 34911200
W 14 x 36656800
W 14 x 38489600
W 14 x 40414100
W 14 x 42434800
W 14 x 44556500
W 14 x 46784300
W 14 x 49123500
W 14 x 51579700
W 14 x 54158700
W 14 x 56866600
W 14 x 59709900
W 14 x 62695400
W 14 x 65830200
W 14 x 69121700
W 14 x 72577800
W 14 x 76206700
W 14 x 80017000
W 14 x 84017800
W 14 x 88218700
W 14 x 92629600
W 14 x 97261100
W 14 x 102124200
W 14 x 107230400
W 14 x 112591900
W 14 x 118221500
W 14 x 124132600
W 14 x 130339200
W 14 x 136856200
W 14 x 143699000
W 14 x 150883900
W 14 x 158428100
W 14 x 166349500
W 14 x 174667000
W 14 x 183400300
W 14 x 192570300
W 14 x 202198800
W 14 x 212308700
W 14 x 222924100
W 14 x 234070300
W 14 x 245773800
W 14 x 258062500
W 14 x 270965600
W 14 x 284513900
W 14 x 298739600
W 14 x 313676600
W 14 x 329360400
W 14 x 345828400
W 14 x 363119800
W 14 x 381275800
W 14 x 400339600
W 14 x 420356600
W 14 x 441374400
W 14 x 463443100
W 14 x 486615300
W 14 x 510946100
W 14 x 536493400
W 14 x 563318100
W 14 x 591484000
W 14 x 621058200
W 14 x 652111100
W 14 x 684716700
W 14 x 718952500
W 14 x 754900100
W 14 x 792645100
W 14 x 832277400
W 14 x 873891300
W 14 x 917585900
W 14 x 963465200
W 14 x 1011638500
W 14 x 1062220400
W 14 x 1115331400
W 14 x 1171098000
W 14 x 1229652900
W 14 x 1291135500
W 14 x 1355692300
W 14 x 1423477000
W 14 x 1494650900
W 14 x 1569383400
W 14 x 1647852600
W 14 x 1730245200
W 14 x 1816757500
W 14 x 1907595400
W 14 x 2002975200
W 14 x 2103124000
W 14 x 2208280200
W 14 x 2318694200
W 14 x 2434628900
W 14 x 2556360300
W 14 x 2684178300
W 14 x 2818387200
W 14 x 2959306600
W 14 x 3107271900
W 14 x 3262635500
W 14 x 3425767300
W 14 x 3597055700
W 14 x 3776908500
W 14 x 3965753900
W 14 x 4164041600
W 14 x 4372243700
W 14 x 4590855900
W 14 x 4820398700
W 14 x 5061418600
W 14 x 5314489500
W 14 x 5580213900
W 14 x 5859224600
W 14 x 6152185800
W 14 x 6459795100
W 14 x 6782784800
W 14 x 7121924000
W 14 x 7478020200
W 14 x 7851921200
W 14 x 8244517300
W 14 x 8656743200
W 14 x 9089580400
W 14 x 9544059400
W 14 x 10021262400
W 14 x 10522325500
W 14 x 11048441800
W 14 x 11600863900
W 14 x 12180907100
W 14 x 12789952500
W 14 x 13429450100
W 14 x 14100922600
W 14 x 14805968700
W 14 x 15546267100
W 14 x 16323580500
W 14 x 17139759500
W 14 x 17996747500
W 14 x 18896584900
W 14 x 19841414100
W 14 x 20833484800
W 14 x 21875159000
W 14 x 22968916900
W 14 x 24117362700
W 14 x 25323230800
W 14 x 26589392300
W 14 x 27918861900
W 14 x 29314805000
W 14 x 30780545200
W 14 x 32319572500
W 14 x 33935551100
W 14 x 35632328700
W 14 x 37413945100
W 14 x 39284642300
W 14 x 41248874400
W 14 x 43311318100
W 14 x 45476884000
W 14 x 47750728200
W 14 x 50138264600
W 14 x 52645177800
W 14 x 55277436700
W 14 x 58041308500
W 14 x 60943373900
W 14 x 63990542600
W 14 x 67190069700
W 14 x 70549573200
W 14 x 74077051900
W 14 x 77780904500
W 14 x 81669949700
W 14 x 85753447200
W 14 x 90041119600
W 14 x 94543175600
W 14 x 99270334400
W 14 x 104233851100
W 14 x 109445543700
W 14 x 114917820900
W 14 x 120663712000
W 14 x 126696897600
W 14 x 133031742500
W 14 x 139683329600
W 14 x 146667496100
W 14 x 154000870900
W 14 x 161700914500
W 14 x 169785960200
W 14 x 178275258200
W 14 x 187188971100
W 14 x 196548419700
W 14 x 206375840700
W 14 x 216694632700
W 14 x 227529364300
W 14 x 238905832500
W 14 x 250851124100
W 14 x 263393680300
W 14 x 276563364300
W 14 x 290391532500
W 14 x 304911109100
W 14 x 320156664600
W 14 x 336164497800
W 14 x 352972722700
W 14 x 370621358800
W 14 x 389152426700
W 14 x 408610048000
W 14 x 429040550400
W 14 x 450492577900
W 14 x 473017206800
W 14 x 496668067100
W 14 x 521501470500
W 14 x 547576544000
W 14 x 574955371200
W 14 x 603703139800
W 14 x 633888296800
W 14 x 665582711600
W 14 x 698861847200
W 14 x 733804939600
W 14 x 770495186600
W 14 x 809019945900
W 14 x 849470943200
W 14 x 891944490400
W 14 x 936541714900
W 14 x 983368800600
W 14 x 1032537240600
W 14 x 1084164102600
W 14 x 1138372307700
W 14 x 1195290923100
W 14 x 1255055469200
W 14 x 1317808242700
W 14 x 1383698654800
W 14 x 1452883587500
W 14 x 1525527766900
W 14 x 1601804155200
W 14 x 1681894362900
W 14 x 1765989081000
W 14 x 1854288535100
W 14 x 1947003161900
W 14 x 2044353320000
W 14 x 2146571086000
W 14 x 2253899640300
W 14 x 2366594622300
W 14 x 2484924353400
W 14 x 2609170571100
W 14 x 2739629099700
W 14 x 2876610554700
W 14 x 3020441082400
W 14 x 3171463136500
W 14 x 3330036293300
W 14 x 3496538108000
W 14 x 3671365013400
W 14 x 3854933264100
W 14 x 4047679927300
W 14 x 4250063923700
W 14 x 4462567119900
W 14 x 4685695475900
W 14 x 4919980249700
W 14 x 5165979262200
W 14 x 5424278225300
W 14 x 5695492136600
W 14 x 5980266743400
W 14 x 6279280080600
W 14 x 6593244084600
W 14 x 6922906288800
W 14 x 7269051603200
W 14 x 7632504183400
W 14 x 8014129392600
W 14 x 8414835862200
W 14 x 8835577655300
W 14 x 9277356538100
W 14 x 9741224364900
W 14 x 10228285583100
W 14 x 10739699862300
W 14 x 11276684855400
W 14 x 11840519098200
W 14 x 12432545053100
W 14 x 13054172305800
W 14 x 13706880921100
W 14 x 14392224967200
W 14 x 15111836215600
W 14 x 15867428026400
W 14 x 16660799427700
W 14 x 17493839399100
W 14 x 18368531369100
W 14 x 19286957937600
W 14 x 20251305834500
W 14 x 21263871126200
W 14 x 22327064682500
W 14 x 23443418016600
W 14 x 24615588917400
W 14 x 25846368363300
W 14 x 27138686781500
W 14 x 28495621120600
W 14 x 29920402176600
W 14 x 31416422285400
W 14 x 32987243399700
W 14 x 34636605569700
W 14 x 36368435848200
W 14 x 38186857640600
W 14 x 40096200522600
W 14 x 42101010548700
W 14 x 44206061076100
W 14 x 46416364129900
W 14 x 48737182336400
W 14 x 51174041453200
W 14 x 53732743525900
W 14 x 56419380702200
W 14 x 59240349737300
W 14 x 62202367224200
W 14 x 65312485585400
W 14 x 68578109864700
W 14 x 72007015357900
W 14 x 75607366125800
W 14 x 79387734432100
W 14 x 83357121153700
W 14 x 87524977211400
W 14 x 91901226072000
W 14 x 96496287375600
W 14 x 101321101744400
W 14 x 106387156831600
W 14 x 111706514673200
W 14 x 117291840406900
W 14 x 123156432427200
W 14 x 129314254048600
W 14 x 135779966751000
W 14 x 142568965088600
W 14 x 149697413342900
W 14 x 157182284010000
W 14 x 165041398210500
W 14 x 173293468121000
W 14 x 181958141527100
W 14 x 191056048603500
W 14 x 200608851033700
W 14 x 210639293585400
W 14 x 221171258264700
W 14 x 232229821177900
W 14 x 243841312236800
W 14 x 256033377848600
W 14 x 268834946741000
W 14 x 282276194078100
W 14 x 296389603782000
W 14 x 311209083971100
W 14 x 326769538169700
W 14 x 343107915078200
W 14 x 360263310832100
W 14 x 378276476373700
W 14 x 397190300192400
W 14 x 417049815202000
W 14 x 437902305962100
W 14 x 459797421260200
W 14 x 482787292323200
W 14 x 506926656939400
W 14 x 532272989786400
W 14 x 558886639275700
W 14 x 586831971239500
W 14 x 616173569801500
W 14 x 646982248291600
W 14 x 679331360706200
W 14 x 713297928741500
W 14 x 748962825178600
W 14 x 786410966437500
W 14 x 825731514759400
W 14 x 867018090497400
W 14 x 910369194922200
W 14 x 955887654668300
W 14 x 1003682037401700
W 14 x 1053866139271800
W 14 x 1106559446235400
W 14 x 1161887418547200
W 14 x 1219981789474600
W 14 x 1280980878948300
W 14 x 1345029922895700
W 14 x 1412281419040500
W 14 x 1482895490492500
W 14 x 1557040264917100
W 14 x 1634892278162900
W 14 x 1716636892071000
W 14 x 1802468736674600
W 14 x 1892592173508300
W 14 x 1987221782183700
W 14 x 2086582871292900
W 14 x 2190912014857500
W 14 x 2300457615600400
W 14 x 2415480496380400
W 14 x 2536254521199400
W 14 x 2663067247259400
W 14 x 2796220609622400
W 14 x 2936031640103500
W 14 x 3082833222108700
W 14 x 3236974883214100
W 14 x 3398823627374800
W 14 x 3568764808743500
W 14 x 3747203049180700
W 14 x 3934563201639700
W 14 x 4131291361721700
W 14 x 4337855929807800
W 14 x 4554748726298200
W 14 x 4782486162613100
W 14 x 5021610470743800
W 14 x 5272691004280900
W 14 x 5536325554495000
W 14 x 5813141832219800
W 14 x 6103798923830800
W 14 x 6408988870022400
W 14 x 6729438313523500
W 14 x 7065910229199700
W 14 x 7419205740659700
W 14 x 7790165927692700
W 14 x 8179674224077300
W 14 x 8588657935281200
W 14 x 9018090832045300
W 14 x 9468995373647600
W 14 x 9942445142329900
W 14 x 10439567399446400
W 14 x 10961545769418700
W 14 x 11509623057889600
W 14 x 12085104210784100
W 14 x 12689359421323300
W 14 x 13323827392389500
W 14 x 13990018762008900
W 14 x 14689519700109300
W 14 x 15423995685114800
W 14 x 16195195469370500
W 14 x 17004955242839000
W 14 x 17855202955080900
W 14 x 18747963102835000
W 14 x 19685361257976800
W 14 x 20669629320875600
W 14 x 21703110786919400
W 14 x 22788266326265400
W 14 x 23927679642578700
W 14 x 25124063624707600
W 14 x 26380266805943000
W 14 x 27699280146240200
W 14 x 29084244153552200
W 14 x 30538456361229800
W 14 x 32065379179291300
W 14 x 33668648138255900
W 14 x 35352080545168700
W 14 x 37119684572427100
W 14 x 38975668801048500
W 14 x 40924452241100900
W 14 x 42970674853156000
W 14 x 45119208595813800
W 14 x 47375168025604500
W 14 x 49743926426884700
W 14 x 52231122748228900
W 14 x 54842678885640300
W 14 x 57584812829922300
W 14 x 60464053471418400
W 14 x 63487256144989300
W 14 x 66661618952238800
W 14 x 69994699899850700
W 14 x 73494434894843200
W 14 x 77169156639585400
W 14 x 81027614471564700
W 14 x 85078995195142900
W 14 x 89332944954900100
W 14 x 93799592202645100
W 14 x 98489571812777400
W 14 x 103414050403416300
W 14 x 108584752923587200
W 14 x 114013990569766600
W 14 x 119714690098254900
W 14 x 125700424603167600
W 14 x 131985445833326000
W 14 x 138584718124992300
W 14 x 145514954031241900
W 14 x 152792701732803900
W 14 x 160436336819444100
W 14 x 168458153660416300
W 14 x 176881061343437100
W 14 x 185725114410608900
W 14 x 195011370131139300
W 14 x 204761938637696300
W 14 x 214999035569581100
W 14 x 225748987348060200
W 14 x 237036436715463200
W 14 x 248888258551236400
W 14 x 261332671478798200
W 14 x 274399305052738100
W 14 x 288119270305375000
W 14 x 302525233820643800
W 14 x 317651495511676000
W 14 x 333534070287259800
W 14 x 350210773801622800
W 14 x 367721312491703900
W 14 x 386107378116289100
W 14 x 405412747022103600
W 14 x 425683384373208800
W 14 x 446967553591869200
W 14 x 469315931271462700
W 14 x 492781727835035800
W 14 x 517420814226787600
W 14 x 543291854938127000
W 14 x 570456447684933400
W 14 x 598979270069180100
W 14 x 628928233572639100
W 14 x 660374645251271000
W 14 x 693393377513834600
W 14 x 728063046389526300
W 14 x 764466198708902600
W 14 x 802689508644347700
W 14 x 842823984076565100
W 14 x 884965183280393400
W 14 x 929213442444413100
W 14 x 975674114566633800
W 14 x 1024457820294965500
W 14 x 1075680711309713800
W 14 x 1129464746875199500
W 14 x 1185938084218959500
W 14 x 1245234988429907500
W 14 x 1307496737851402900
W 14 x 1372871574743973000
W 14 x 1441515153481171500
W 14 x 1513590911155230000
W 14 x 1589270456712991500
W 14 x 1668734179548641000
W 14 x 1752170888526073000
W 14 x 1839779433052376800
W 14 x 1931768404704995600
W 14 x 2028356824940245500
W 14 x 2129774666187257600
W 14 x 2236263399496620500
W 14 x 2348076569471451600
W 14 x 2465480397945024000
W 14 x 2588754417842275300
W 14 x 2718192138734389000
W 14 x 2854101745671108400
W 14 x 2996806833054663700
W 14 x 3146647174707396600
W 14 x 3303979533442766300
W 14 x 3469178510114904600
W 14 x 3642637435620649500
W 14 x 3824769307401682000
W 14 x 4016007772771766000
W 14 x 4216808161410354000
W 14 x 4427648569480871400
W 14 x 4649030997954915000
W 14 x 4881482547852660700
W 14 x 5125556675245293700
W 14 x 5381834509007558700
W 14 x 5650926234457936600
W 14 x 5933472546180833400
W 14 x 6230146173489875000
W 14 x 6541653482164368700
W 14 x 6868736156272587000
W 14 x 7212172964086216000
W 14 x 7572781612290526700
W 14 x 7951420692905053000
W 14 x 8348991727550305700
W 14 x 8766441313927820800
W 14 x 9204763379624211000
W 14 x 9665001548605421000
W 14 x 10148251626035692000
W 14 x 10655664207337476000
W 14 x 11188447417704349000
W 14 x 11747869788589566000
W 14 x 12335263278019044000
W 14 x 12952026441919996000
W 14 x 13599627763915995000
W 14 x 14279609152111795000
W 14 x 14993589609717384000
W 14 x 15743269090203253000
W 14 x 16530432544713416000
W 14 x 17356954171949086000
W 14 x 18224801880546540000
W 14 x 19136041974573867000
W 14 x 20092844073302560000
W 14 x 21097486276967688000
W 14 x 22152360590816072000
W 14 x 23259978620356876000
W 14 x 24422977551374720000
W 14 x 25644126428943456000
W 14 x 26926332750390632000
W 14 x 28272649387910160000
W 14 x 29686281857305672000
W 14 x 31170595950170956000
W 14 x 32729125747679504000
W 14 x 34365582035063480000
W 14 x 36083861136816656000
W 14 x 37888054193657488000
W 14 x 39782456903340360000
W 14 x 41771579748507376000
W 14 x 43860158735932752000
W 14 x 46053166672729392000
W 14 x 48355824956365856000
W 14 x 50773616204184144000
W 14 x 53312296014393360000
W 14 x 55977910815113024000
W 14 x 58776806355868672000
W 14 x 61715646673662112000
W 14 x 64801429007345216000
W 14 x 68041500457712480000
W 14 x 71443575480598128000
W 14 x 75015754254628032000
W 14 x 78766542967359440000
W 14 x 82704870115727408000
W 14 x 86840113621513776000
W 14 x 91182119302589472000
W 14 x 95741225267718944000
W 14 x 100528286531104896000
W 14 x 105554700857660192000
W 14 x 110832435900543200000
W 14 x 116374057695570368000
W 14 x 122192760580348928000
W 14 x 128302398609366528000
W 14 x 134717518539834880000
W 14 x 141453394466826624000
W 14 x 148526064190167808000
W 14 x 155952367399676224000
W 14 x 163749985769660032000
W 14 x 171937485058143232000
W 14 x 180534359311050240000
W 14 x 189561077276602624000
W 14 x 199039131140432640000
W 14 x 208991087697454336000
W 14 x 219440642082327104000
W 14 x 230412674186443392000
W 14 x 241933307895765696000
W 14 x 254029973290553984000
W 14 x 266731471955081600000
W 14 x 280068045552835776000
W 14 x 294071447830477568000
W 14 x 308775020222001344000
W 14 x 324213771233101184000
W 14 x 340424459794756480000
W 14 x 357445682784494336000
W 14 x 375317966923718784000
W 14 x 394083865269904768000
W 14 x 413788058533400192000
W 14 x 434477461460070208000
W 14 x 456201334533073664000
W 14 x 479011401259727552000
W 14 x 502961971322713728000
W 14 x 528110069888849536000
W 14 x 554515573383291776000
W 14 x 582241352052456448000
W 14 x 611353419655079296000
W 14 x 641921090637833344000
W 14 x 674017145169725184000
W 14 x 707717002428211328000
W 14 x 743102852549621632000
W 14 x 780257995177102848000
W 14 x 819270894935958016000
W 14 x 860234439682755840000
W 14 x 903246161666893824000
W 14 x 948408469750238208000
W 14 x 995828893237750272000
W 14 x 1045620337899637760000
W 14 x 1097901354794619648000
W 14 x 1152796422534350592000
W 14 x 1210436243660968192000
W 14 x 1270958055844016640000
W 14 x 1334505958636217344000
W 14 x 1401231256568028160000
W 14 x 1471292819396429568000
W 14 x 1544857460366251008000
W 14 x 1622100333384563456000
W 14 x 1703205350053791744000
W 14 x 1788365617556481536000
W 14 x 1877783898434305536000
W 14 x 1971673093356020736000
W 14 x 2070256747923821568000
W 14 x 2173769585320012800000
W 14 x 2282458064586013184000
W 14 x 2396580967815313920000
W 14 x 2516410016206079488000
W 14 x 2642230516916383744000
W 14 x 2774342042762203136000
W 14 x 2913059144900313600000
W 14 x 3058712102145329152000
W 14 x 3211647707252595712000
W 14 x 3372230092615225344000
W 14 x 3540841597245986816000
W 14 x 3717883677108286464000
W 14 x 3903777860963700736000
W 14 x 4098966753911885824000
W 14 x 4303915091607480320000
W 14 x 4519110846187854336000
W 14 x 4745066388497246720000
W 14 x 4982319707922109952000
W 14 x 5231435693318215168000
W 14 x 5493007478003125760000
W 14 x 5767657851903282688000
W 14 x 6056040744498446848000
W 14 x 6358842781723369472000
W 14 x 6676784920809537536000
W 14 x 7010624166850014208000
W 14 x 7361155375192514560000
W 14 x 7729213143952140288000
W 14 x 8115673801149747200000
W 14 x 8521457491207234560000
W 14 x 8947530365767596544000
W 14 x 9394906884055977472000
W 14 x 9864652228258775040000
W 14 x 10357884839671713280000
W 14 x 10875779081655298048000
W 14 x 11419568035738062848000
W 14 x 11990546437524965376000
W 14 x 12590073759401213952000
W 14 x 13219577447371276288000
W 14 x 13880556319739838464000
W 14 x 14574584135726829568000
W 14 x 15303313342513172480000
W 14 x 16068479009638830080000
W 14 x 16871902960120872960000
W 14 x 17715498108126916608000
W 14 x 18601273013533261824000
W 14 x 19531336664209924096000
W 14 x 20507903497420419072000
W 14 x 21533298672291438592000
W 14 x 22609963605906010112000
W 14 x 23740461786201309184000
W 14 x 24927484875511574528000
W 14 x 26173859119287152640000
W 14 x 27482552075251511296000
W 14 x 28856679678914088960000
W 14 x 30299513662859894784000
W 14 x 31814489346002890752000
W 14 x 33405213813303140352000
W 14 x 35075474503968301056000
W 14 x 36829248229166716928000
W 14 x 38670710640625053184000
W 14 x 40604246172656308224000
W 14 x 42634458481289121792000
W 14 x 44766181405353586688000
W 14 x 47004490475621265408000
W 14 x 49354715000402329600000
W 14 x 51822450750422462464000
W 14 x 54413573287943585792000
W 14 x 57134251952340865024000
W 14 x 59990964549957922816000
W 14 x 62990512777455820800000
W 14 x 66140038416328613888000
W 14 x 69447040337145044992000
W 14 x 72919392354002296832000
W 14 x 76565361971702312960000
W 14 x 80393630070287351808000
W 14 x 84413311573801779200000
W 14 x 88633977152491868160000
W 14 x 93065675910116462592000
W 14 x 97718959705622265856000
W 14 x 102604907690903351296000
W 14 x 107735153075448528896000
W 14 x 113121910729220956160000
W 14 x 118777006265682010112000
W 14 x 124712856578966110208000
W 14 x 130948499407914115072000
W 14 x 137496424378309918720000
W 14 x 144371245597225476096000
W 14 x 151589807877086715904000
W 14 x 159169298270941151232000
W 14 x 167127763184488349696000
W 14 x 175484151343712731136000
W 14 x 184258359410898427904000
W 14 x 193471277381443411968000
W 14 x 203144841250515587072000
W 14 x 213302083313041412096000
W 14 x 223967187478693421056000
W 14 x 235165546852628291584000
W 14 x 246923824195259826176000
W 14 x 259269015404922822656000
W 14 x 272230466175169019904000
W 14 x 285841989483927703552000
W 14 x 300134088958124154880000
W 14 x 315140793406030454784000
W 14 x 330897833076331864064000
W 14 x 347442724730148478976000
W 14 x 364814860966655787008000
W 14 x 383055604014988599296000
W 14 x 402208384215737921536000
W 14 x 422318803426524819456000
W 14 x 443434743597851185152000
W 14 x 465606480777743650816000
W 14 x 488886804816630788096000
W 14 x 513331145057462317056000
W 14 x 538997702310335414272000
W 14 x 565947587425852366848000
W 14 x 594244966797144956928000
W 14 x 623957215136999944192000
W 14 x 655154975893849931776000
W 14 x 687912224688542228480000
W 14 x 722307335922969243648000
W 14 x 758422202719117553664000
W 14 x 796343312855073284096000
W 14 x 836160478497826975744000
W 14 x 877968502422718255104000
W 14 x 921866927543854264320000
W 14 x 967960273921046945792000
W 14 x 1016358287617099141120000
W 14 x 1067176201997954138112000
W 14 x 1120534012097851826176000
W 14 x 1176560712702744354816000
W 14 x 1235388748337881370624000
W 14 x 1297158185754775322624000
W 14 x 1362016095042514141184000
W 14 x 1430116899794639835136000
W 14 x 1501622744784371859456000
W 14 x 1576703882023590477824000
W 14 x 1655539076124770004992000
W 14 x 1738316029931008503808000
W 14 x 1825231831427558879232000
W 14 x 1916493423000936923136000
W 14 x 2012318094151983835136000
W 14 x 2112933999059583193088000
W 14 x 2218580698912562335744000
W 14 x 2329509733858190352384000
W 14 x 2445985220551099965440000
W 14 x 2568284481578654965760000
W 14 x 2696698705657587765248000
W 14 x 2831533640940467253248000
W 14 x 2973110322987490615296000
W 14 x 3121765839136865095680000
W 14 x 3277854131093708349440000
W 14 x 3441746837648393867264000
W 14 x 3613834179530813464576000
W 14 x 3794525888507353997312000
W 14 x 3984252182932721598464000
W 14 x 4183464792079357628416000
W 14 x 4392638031683325628416000
W 14 x 4612269933267491962880000
W 14 x 4842883429930866462720000
W 14 x 5085027601427409862656000
W 14 x 5339278981498780262400000
W 14 x 5606242930573719265280000
W 14 x 5886555077102405263360000
W 14 x 6180882830957525266432000
W 14 x 6489926972505401266176000
W 14 x 6814423321130671267840000
W 14 x 7155144487187204268032000
W 14 x 7512901711546564268544000
W 14 x 7888546797123892269568000
W 14 x 8282974136980086270720000
W 14 x 8697122843829089271808000
W 14 x 9131979085020543272960000
W 14 x 9588578039271571274112000
W 14 x 10068006941235150275264000
W 14 x 10571407288296907276416000
W 14 x 11099977652711753277568000
W 14 x 11654976535347340278720000
W 14 x 12237725362114707279872000
W 14 x 12849611630220443281024000
W 14 x 13492092211731465282176000
W 14 x 14166696822318038283328000
W 14 x 14875031663433940284480000
W 14 x 15618783246605636285632000
W 14 x 16399722408935917286784000
W 14 x 17219708529382713287936000
W 14 x 18080693955851849289088000
W 14 x 18984728653644441290240000
W 14 x 19933965086326663291392000
W 14 x 20930663340643000292544000
W 14 x 21977196507675150293696000
W 14 x 23076056333058907294848000
W 14 x 24229859149711852296000000
W 14 x 25441352107197444297152000
W 14 x 26713419712557316298304000
W 14 x 28049090698185182299456000
W 14 x 29451545233094441300608000
W 14 x 30924122494749163301760000
W 14 x 32470328619486621302912000
W 14 x 34093845050460952304064000
W 14 x 35798537302983999305216000
W 14 x 37588464168133199306368000
W 14 x 39467887376539859307520000
W 14 x 41441281745366852308672000
W 14 x 43513345832635194309824000
W 14 x 45689013124266954310976000
W 14 x 47973463780480302312128000
W 14 x 50372136969504317313280000
W 14 x 52890743817979533314432000
W 14 x 55535281008878509315584000
W 14 x 58312045059322434316736000
W 14 x 61227647312288556317888000
W 14 x 64289029677902984319040000
W 14 x 67503481161798134320192000
W 14 x 70878655219888041321344000
W 14 x 74422587980882443322496000
W 14 x 78143717379926565323648000
W 14 x 82050903248922893324800000
W 14 x 86153448411369037325952000
W 14 x 90461120831937489327104000
W 14 x 94984176873534363328256000
W 14 x 99733385717210981329408000
W 14 x 104720055003071531330560000
W 14 x 109956057753225107331712000
W 14 x 115453860640886363332864000
W 14 x 121226553672930681334016000
W 14 x 127287881356577215335168000
W 14 x 133652275424406075336320000
W 14 x 140334889195626379337472000
W 14 x 147351633655407699338624000
W 14 x 154719215338178083339776000
W 14 x 162455176105086987340928000
W 14 x 170577934910341339342080000
W 14 x 179106831655858411343232000
W 14 x 188062173238651331344384000
W 14 x 197465281900583899345536000
W 14 x 207338546005613195346688000
W 14 x 217705473305893955347840000
W 14 x 228590746971188651348992000
W 14 x 240020284319748083350144000
W 14 x 252021298535735491351296000
W 14 x 264622363462522163352448000
W 14 x 277853481635648171353600000
W 14 x 291746155717430579354752000
W 14 x 306333463503302211355904000
W 14 x 321650136678467323357056000
W 14 x 337732643512390691358208000
W 14 x 354619275687910227359360000
W 14 x 372350239472305747360512000
W 14 x 390967751445921139361664000
W 14 x 410516139018217203362816000
W 14 x 431041945969128179363968000
W 14 x 452593943267584587365120000
W 14 x 475223640430963819366272000
W 14 x 498984822452512107367424000
W 14 x 523934063575137707368576000
W 14 x 550130766753894571369728000
W 14 x 577637305091589291370880000
W 14 x 606519170346168747372032000
W 14 x 636845128863477163373184000
W 14 x 668687385306650923374336000
W 14 x 702121754572183467375488000
W 14 x 737227842300792747376640000
W 14 x 774089234415832363377792000
W 14 x 812793696136623979378944000
W 14 x 853433380943455147380096000
W 14 x 896104049990627755381248000
W 14 x 940906252490159275382400000
W 14 x 987945565114667179383552000
W 14 x 1037332843370400427384704000
W 14 x 1089184485538920555385856000
W 14 x 1143623709815866795387008000
W 14 x 1200779895306660139388160000
W 14 x 1260788890071993387389312000
W 14 x 1323793334575593131390464000
W 14 x 1389942001304372907391616000
W 14 x 1459389101369591467392768000
W 14 x 1532294756438071211393920000
W 14 x 1608824494259974827395072000
W 14 x 1689150718972973739396224000
W 14 x 1773451254921622699397376000
W 14 x 1861911817667703979398528000
W 14 x 1954725508551089323399680000
W 14 x 2052093284978643883400832000
W 14 x 2154224449227576363401984000
W 14 x 2261337171688955051403136000
W 14 x 2373658030273402923404288000
W 14 x 2491422553787073067405440000
W 14 x 2614875777476426795406592000
W 14 x 2744272800350248235407744000
W 14 x 2879879351367760555408896000
W 14 x 3021971351936148651410048000
W 14 x 3170835485532956331411200000
W 14 x 3326769779809603755412352000
W 14 x 3490084189800083883413504000
W 14 x 3661101181290088107414656000
W 14 x 3840155328354592427415808000
W 14 x 4027594894772322987416960000
W 14 x 4223781431010939819418112000
W 14 x 4429090466561486891419264000
W 14 x 4643911107889561131420416000
W 14 x 4868647644284089771421568000
W 14 x 5103719161499894443422720000
W 14 x 5349560246574888107423872000
W 14 x 5606622599124132907425024000
W 14 x 5875375641130139819426176000
W 14 x 6156306124185146731427328000
W 14 x 6449918737194153643428480000
W 14 x 6756736707203160555429632000
W 14 x 7077302403212167467430784000
W 14 x 7412178933221174379431936000
W 14 x 7761949737230181291433088000
W 14 x 8127220187239188203434240000
W 14 x 8508618187248195115435392000
W 14 x 8906795772257202027436544000
W 14 x 9322430707266208939437696000
W 14 x 9756227172275215851438848000
W 14 x 10208916477284222763440000000
W 14 x 10681258752293229675441152000
W 14 x 11174044747302236587442304000
W 14 x 11688097631311243499443456000
W 14 x 12224274888320250411444608000
W 14 x 12783469124329257323445760000
W 14 x 13366609967338264235446912000
W 14 x 13974665961347271147448064000
W 14 x 14608646561356278059449216000
W 14 x 15269604122365284971450368000
W 14 x 15958636799374291883451520000
W 14 x 16676890450383298795452672000
W 14 x 17425560636392305707453824000
W 14 x 18205894527401312619454976000
W 14 x 19019193822410319531456128000
W 14 x 19866817722419326443457280000
W 14 x 20750185911428333355458432000
W 14 x 21670780555437340267459584000
W 14 x 22630148333446

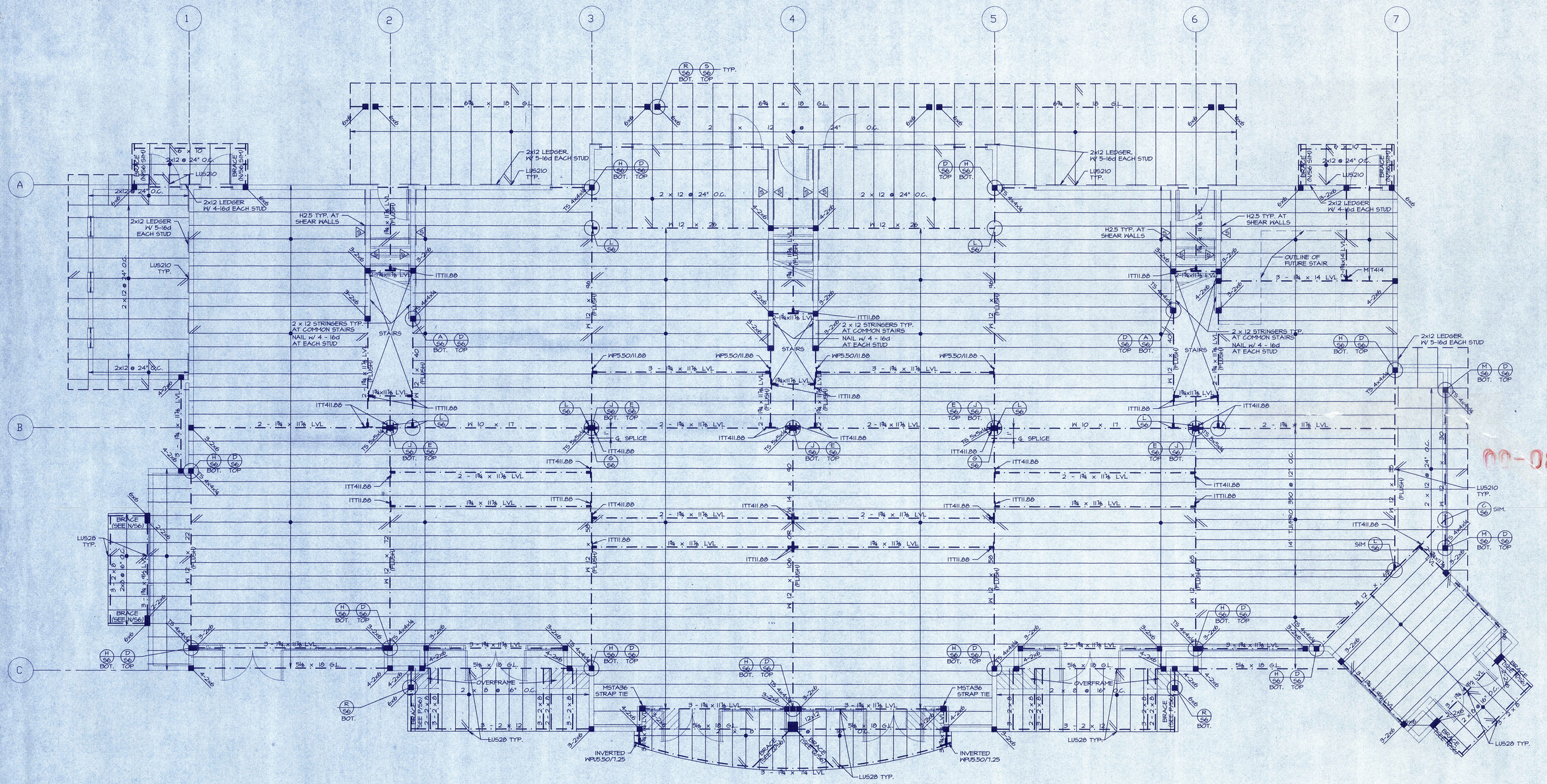

UPPER FLOOR & LOW ROOF FRAMING PLAN

1/4" = 1'-0"

NOTE:

INDICATES DIRECTION OF 14" TJI/PRO 350 JOISTS @ 16" O.C. TYPICAL UNLESS NOTED OTHERWISE. ALL EXTERIOR WALL HEADERS ARE 3-2x10 W/ SINGLE 2x6 TRIMMERS TYPICAL UNLESS NOTED OTHERWISE. HANG JOISTS FROM FLUSH BEAMS WITH MIT350 HANGERS.

(S) INDICATES SHEAR WALL. SHEATH W/7/16 C-D INT APA PLYWOOD. NAIL W/ 8d @ 4" O.C. AT PANEL EDGES & @ 12" O.C. IN THE FIELD.

DATE: 09/06/00
FILE: drake-s3
DRAWN: RJB
REVISED: 9/29/00
REVISED:

Town of Frisco
Building Department
Date: _____
Plan Review #: _____

RICHARD J. BOYLE
14865
REGISTERED
PROFESSIONAL
ENGINEER
STATE OF COLORADO

boyle engineering, inc.
143 s. meadow dr.
crossroads shopping center
vail, colorado 81657
970/476-2110

SHEET NUMBER
S3

00-087

DRAKE LANDING
BUILDING 'A'
FRISCO, COLORADO

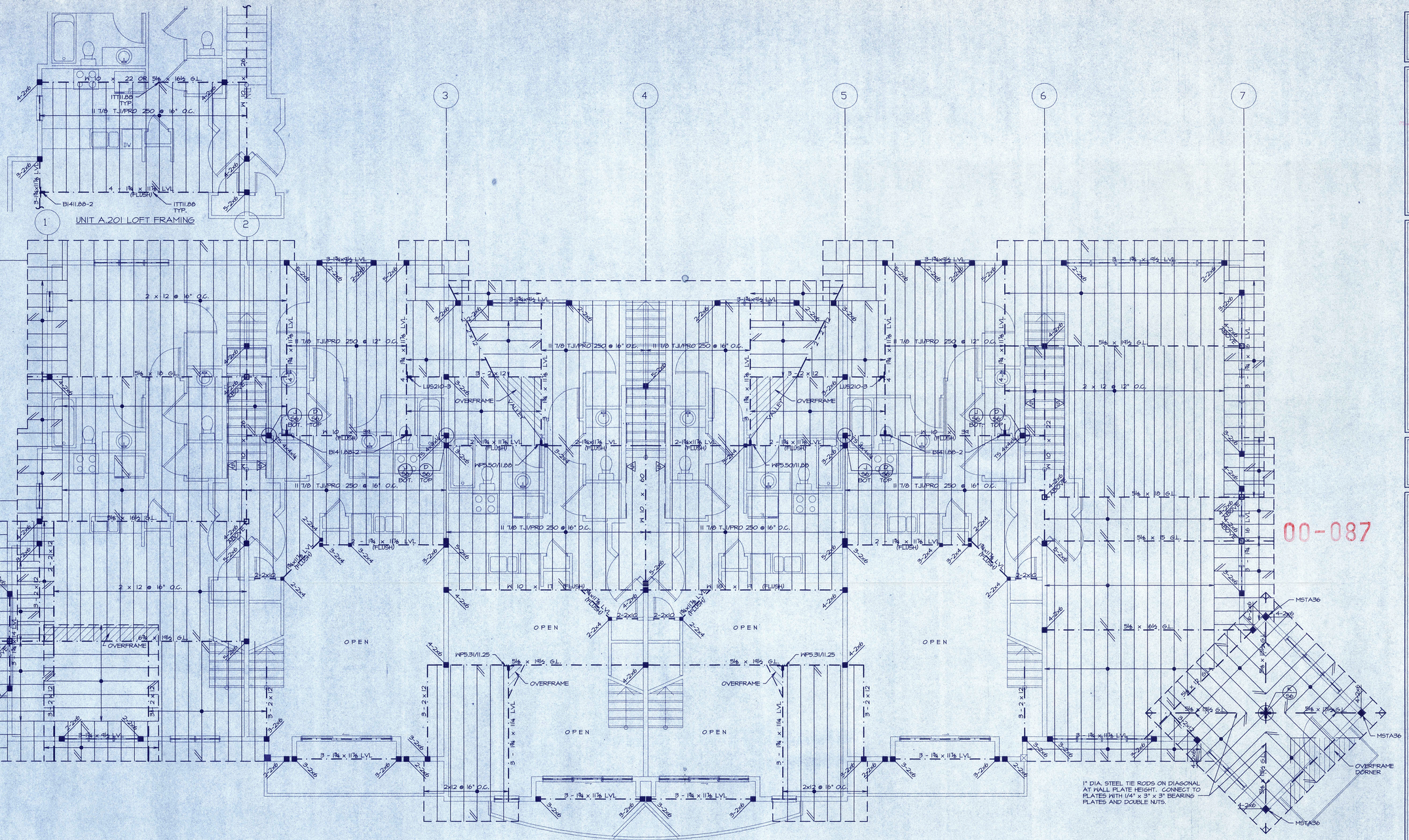

LOFT LEVEL & LOW ROOF FRAMING PLAN

1/4" = 1'-0"

NOTE:

INDICATES DIRECTION OF 2 x 12 @ 16" O.C. RAFTERS. TYPICAL UNLESS NOTED OTHERWISE.
ALL EXTERIOR WALL HEADERS ARE 3 - 2 x 10 W/ SINGLE 2x6 TRIMMERS TYPICAL UNLESS NOTED OTHERWISE
INDICATES SHEAR WALL. SHEATH W/7/16 C-D INT APA PLYWOOD. NAIL W/ 8d @ 4" O.C.
AT PANEL EDGES & @ 12" O.C. IN THE FIELD.
HANG FLOOR JOISTS FROM FLUSH BEAMS WITH IT711.88 HANGERS

DRAKE LANDING
BUILDING 'A'
FRISCO, COLORADO

DATE: 09/06/00
FILE: drake-s4
DRAWN: RJB
REVISED: 9/29/00
REVISED:

Vail Valley Joint Venture
Building Department
Date:
Plan Review By:

RICHARD BOYLE 11965 REGISTERED PROFESSIONAL ENGINEER STATE OF COLORADO

boyle engineering, inc.
143 e meadow dr.
cascade shopping center
vail, colorado 81657
970/476-2110

SHEET NUMBER
S4

00-087

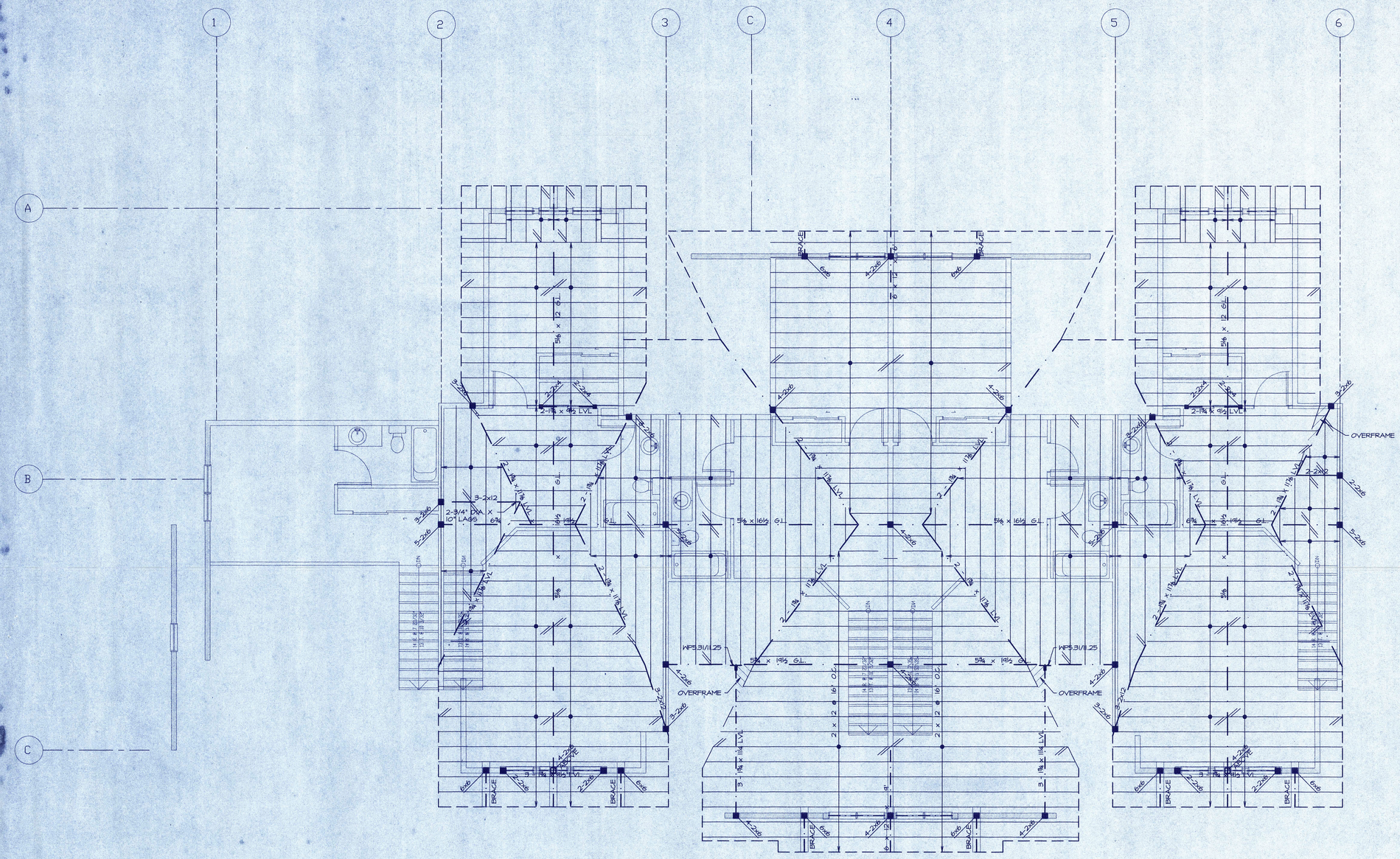

HIGH ROOF FRAMING PLAN

1/4" = 1'-0"

NOTE:

↔ INDICATES DIRECTION OF 2 x 12 @ 16" O.C. RAFTERS. TYPICAL UNLESS NOTED OTHERWISE.
ALL EXTERIOR WALL HEADERS ARE 3 - 2 x 10 W/ SINGLE 2x6 TRIMMERS TYPICAL UNLESS NOTED OTHERWISE
SEE DETAIL N/S6 FOR ROOF BRACES.

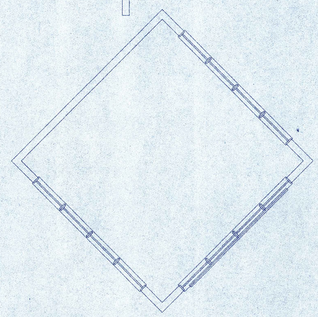

DATE: 09/06/00
FILE: drake-s5
DRAWN: RJB
REVISED: 9/24/00
REVISED:

Planning Department
Water
Fire Dept.
Engineering Dept.

MICHAEL DOYLE
REGISTERED
14965
PROFESSIONAL ENGINEER
STATE OF COLORADO

boyle engineering, inc.
145 e. meadow dr.
crossroads shopping center
vail, colorado 81657
970/476-2110

SHEET NUMBER
S5

00-087

DRAKE LANDING
BUILDING 'A'
FRISCO, COLORADO

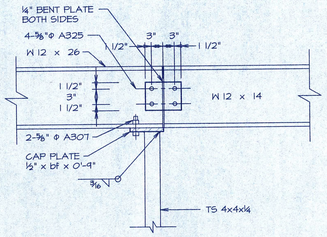

DETAIL F

SCALE 1"=1'-0"

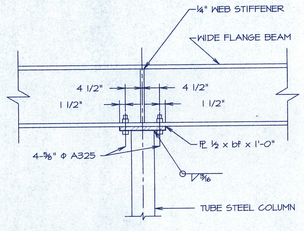

DETAIL E

SCALE ¾"=1'-0"

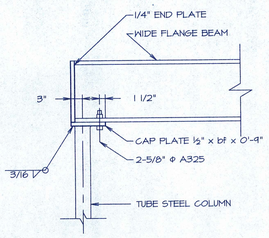

DETAIL D

SCALE 3/4"=1'-0"

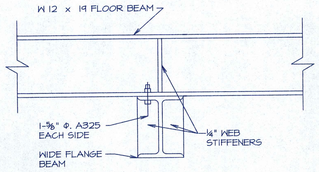

DETAIL C

SCALE ½"=1'-0"

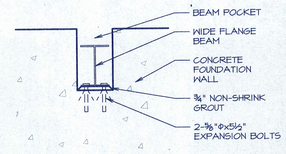

DETAIL B

SCALE 3/4"=1'-0"

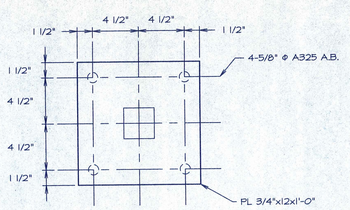

PLAN

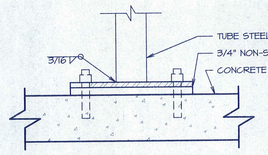

ELEVATION

DETAIL A

SCALE 2"=1'-0"

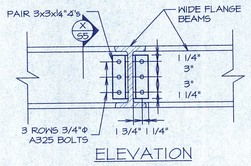

ELEVATION

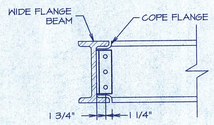

SECTION X

DETAIL L

SCALE 1"=1'-0"

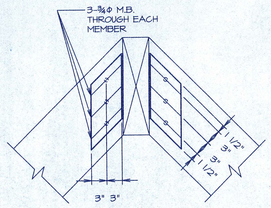

ELEVATION

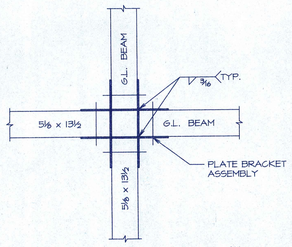

PLAN

DETAIL K

SCALE 1"=1'-0"

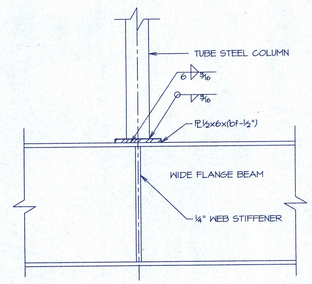

DETAIL J

SCALE 1½"=1'-0"

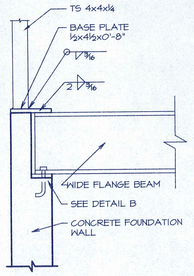

DETAIL H

SCALE 1"=1'-0"

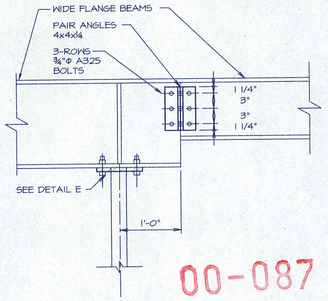

DETAIL G

SCALE 1"=1'-0"

00-087

GENERAL NOTES

This structure has been designed to meet the requirements of the 1997 Uniform Building Code with amendments as adopted by the Town of Frisco.

All omissions or conflicts between various elements of the working drawings and/or specifications shall be brought to the attention of the Structural Engineer before proceeding with any work so involved. The General Contractor shall verify all dimensions and conditions at the job site and shall be responsible for the means, methods, techniques, sequences and procedures associated with this project. Furthermore, he shall be responsible for coordination of all work and materials including those furnished by subcontractors. The Structural Engineer shall be contacted during the construction phase to make the job site inspections necessary to confirm that the actual field conditions are consistenet with the design assumptions and that the construction is proceeding according to the plans and specifications.

Live Loads Used In Design:

Roof	80 psf
Residential Floors	40 psf
Office Floors	50 psf
Retail Floors	100 psf
Decks	80 psf
Common Stairs	100 psf
Earthquake	Zone 1 UBC
Wind	80 mph, Exposure B

The foundation design for this residence is based upon Subsoil Study for Foundation Design No. 400 134 prepared by H-P Geotech on June 1, 2000. The Soils Engineer shall be contacted during excavation to inspect the site and confirm that conditions are consistent with this investigation. The General Contractor should review the Soils Engineer's report and follow its recommendations for excavation, backfilling, grading and drainage systems.

SPECIFICATIONS

All 2x dimensional framing lumber shall be #2 Doug-Fir or better. All bearing walls and exterior walls to be framed of 2 x 6 studs at 16" on center.

All TJI joists to be manufactured by Trus-Joist MacMillan.

All micro-lam's to conform to the allowable stress requirements for a 1¾" 1.8 DF Micro-lam LVL

All Glue-lam beams to conform to the allowable stress requirements for a 24F-V4 combination beam.

All connection hardware to be by the Simpson Company.

All floor decking to be ¾" C-D Int APA 48/24 t&g plywood. Glue decking to joists with PL400 and nail with 10d @ 6" o.c. at panel edges and 12" o.c. in the field.

All roof decking to be ⅞" C-C ext APA 32/16 plywood.

All exterior wall sheathing to be ½" O.S.B. Nail w/8d @ 4" o.c. at panel edges & @ 12" o.c. in the field.

All steel bolts shall conform to ASTM A325 specifications.

All tube steel columns shall conform to ASTM A500 specifications.

All steel beams, plate and angles shall conform to ASTM A36 specifications.

All concrete to attain a compressive strength of 3000 psi in 28 days.

All reinforcing bars to be Grade 60.

All masonry block units shall conform to ASTM specification C90, Grade N (minimum fm=1350 psi)

All mortar shall conform to ASTM specification C270, Type S

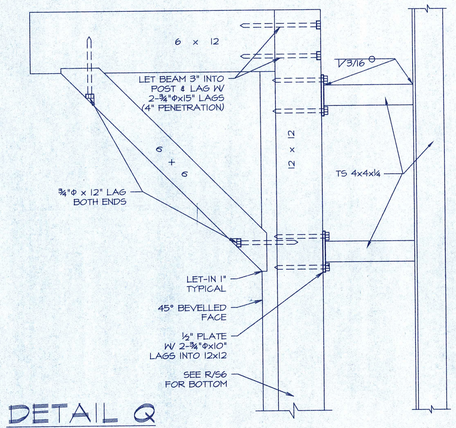

DETAIL Q

SCALE 2"=1'-0"

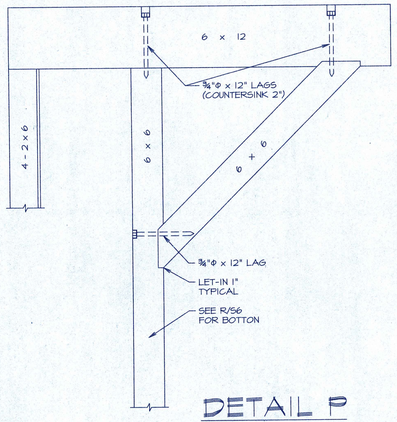

DETAIL P

SCALE 2"=1'-0"

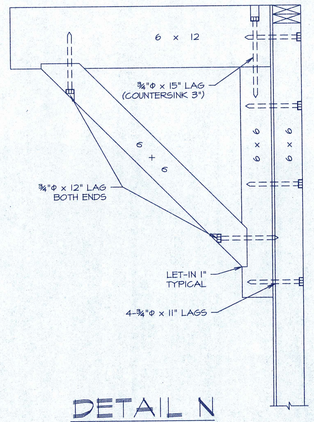

DETAIL N

SCALE 2"=1'-0"

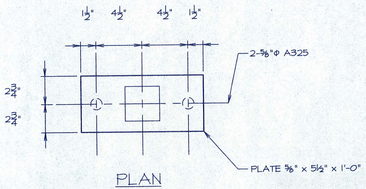

PLAN

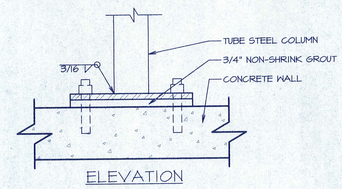

ELEVATION

DETAIL M

SCALE 2"=1'-0"

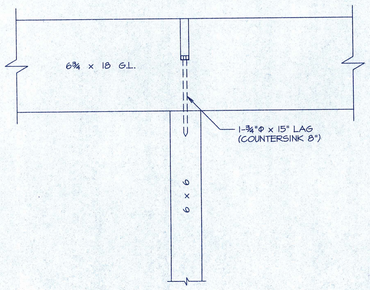

DETAIL S

SCALE 1"=1'-0"

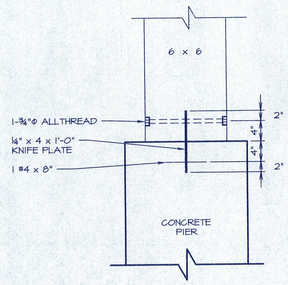

DETAIL R

SCALE 1"=1'-0"

DRAKE LANDING
BUILDING 'A'
FRISCO, COLORADO

DATE: 9/06/00
FILE: drake-s6
DRAWN: RJB
REVISED: 9/29/00
REVISED:

Plans Reviewed for Code Compliance
Town of Frisco
Building Department
Date:
Plans Reviewed By:

RICHARD J. BOYLE 14385 REGISTERED PROFESSIONAL ENGINEER STATE OF COLORADO

boyle engineering, inc.
143 e. meadow dr.
crossroads shopping center
vail, colorado 81657
970/476-2710

SHEET NUMBER
S6